



THE WORLD LEADER IN LADDERS™

705SERIES

Workstation Stepladder


IMPROVED DESIGN



High support rail



Twin safety handrails




Strong, slip-resistant, extra deep treads for comfort and security



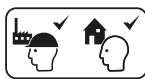
Handy work tray

Lowered hinge gives a more compact footprint enabling users to get closer to their work



New steel platform for added strength - cycle tested to over 50,000 cycles using 150kgs

Model 7050518



EN131

Suitable for Professional & Non-professional use

150kg

MAX. LOAD

(Load includes user, tools, materials, etc)



With additional safety features, ideal for retail environments



LARGE STEEL NON-SLIP PLATFORM

provides a secure and comfortable work area



TWIN SAFETY HANDRAILS

for increased support when climbing the ladder



INTEGRAL WORK TRAY

holds load up to 12kg for taking fewer trips up the ladder

SPECIFICATIONS

Product Code	No. of Treads	Platform Height	Safe Working Height* (m)	Open Height (m)	Closed Height (m)	Product Weight
7050318	3	0.57	2.32	1.23	1.32	4.97kg
7050418	4	0.80	2.55	1.45	1.56	5.77kg
7050518	5	1.02	2.77	1.68	1.80	6.77kg
7050618	6	1.24	2.99	1.90	2.04	8.27kg
7050718	7	1.47	3.22	2.12	2.28	9.27kg

*Based on 1.75m (5'9") as the average reach height of a person.



APPROVED TO THE NEW EN131 STANDARD FOR PROFESSIONAL USE