


NATURAL SLATE PRODUCT RANGE

Graphite RealRidge



OverLap RealRidge



RealRidge Block end



Classic Dry RealRidge



OverLap RealRidge



Graphite RealRidge



RealVerge



RealRidge SS Fixings

The increases in the insulation requirements (Part L) has led to more condensation being generated in the roof space. **RealRidge** offers the ultimate in high level roof space ventilation, specially designed to cope with the higher levels of condensation in modern homes.

Roofing, reinvented.

7 Kent Close
Granby Industrial Estate
Weymouth, Dorset
DT4 9TF

01305 858401
info@mayanroofingsystems.com

www.mayanroofingsystems.com



All-in-one

12mm graphite natural slate bonded ridge with our unique invisible clip and connector system, with 5mm vent strip. Patent pending.

500mm length - 10% more ridge! 200mm wide wings

Angles available: 90° 105° 120°



- ✓ 5mm built-in continuous vent strip - ventilation cannot be compressed.
- ✓ Built-in ridge clips and connector for extremely easy fixing and waterproofing
- ✓ The best performing ridge available
- ✓ Completely invisible fixings
- ✓ Dry-fix, no need for roll out

All fixings included -

1 x Ridge runner bracket

2 x RidgeFix stainless steel screws with nitrile washer



Ridge / Hip



Block end



Hip end



Overlap

Traditional style, rapid-fix, natural slate bonded ridge. Patent pending.

500mm length (less min 125mm lap) 185mm wide wings

Angles available: 90° 105° 120° 135° 150°


- ✓ Fixing holes pre-drilled
- ✓ Fortuitus ventilation - 6000mm² per metre free air ventilation
- ✓ Available in 145mm wing length for small roofs

Includes -

2 x RidgeFix 60mm stainless steel screws with nitrile washer



Ridge / Hip




Block end



Ridge cap



Hip End



Classic Dry

Rapid-fix natural slate bonded ridge made from 12mm graphite with waterproofing GRP strip. Patent pending.

500mm length - *10% more ridge!* 200mm wide wings

Angles available: 90° 105° 120° 135°



- ✓ Invisible GRP strip for waterproofing and easy installation
- ✓ 7500mm² per metre free air ventilation
- ✓ Dry-fix, no need for roll out

Includes -
2 x RidgeFix 60mm stainless steel screws with nitrile washer




Ridge / Hip



Block end



Hip end



Classic

Traditional style slate ridge for wet laid or dry fix application. 12mm graphite, natural slate bonded ridge. Patent pending.

500mm length - *10% more ridge!* 200mm wide wings


Angles available: 90° 105° 120° 135°

- ✓ For installation with dry-fix roll-out ridge kit or mortar bedding
- ! Fixing system required

Ridge / Hip



Block end



Hip end



RealVerge

Rapid-fix natural slate bonded verge
made from roofing slate

300mm length 100mm cover 100mm lap

- ✓ Natural slate verge
- ✓ Easy to install
- ✓ Traditional appearance



Have you seen our ArmouredSlate System?

ARMoured SLATE

- LOW PITCH - as low as 10°
- SINGLE LAP - 50% less slate
- NATURAL SLATE
- LIGHTWEIGHT - 15.5 kg/m²
- 20% LESS BATTEN



See our website for fitting guides, technical data sheets and all other information
Please get in touch for any technical enquiries.

www.mayanroofingsystems.com/resources