




CONTINUOUS EAVES COURSE FOR SLATE ROOFS

30 YEAR GUARANTEE

The Continuous Eaves Course for Slate designed to reduce the time taken to cut and install a traditional support eaves course when using man-made or natural slates by eliminating this requirement.



PRODUCT CODE

HDL CECS

FEATURES AND BENEFITS

- Produced in 3m x 355mm rolls for ease of site handling and installation
- Huge time savings compared to cutting and fixing slates
- Manufactured from GRP, the durability and rigidity of the material when installed makes it the ideal choice for a support eaves course

INSTALLATION

The roof should be set out in the usual manner, and in accordance with BS 5534, but without the double batten normally required to fix the slate eaves course.

The first batten should be set out and fixed to accommodate the nailing of the first full slate course.

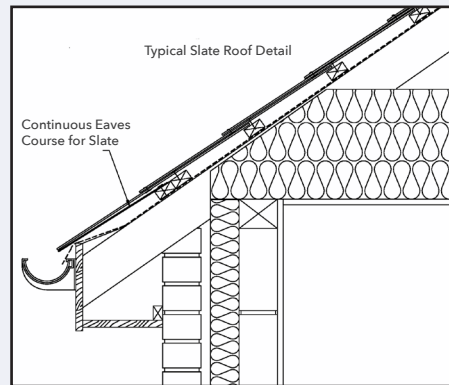
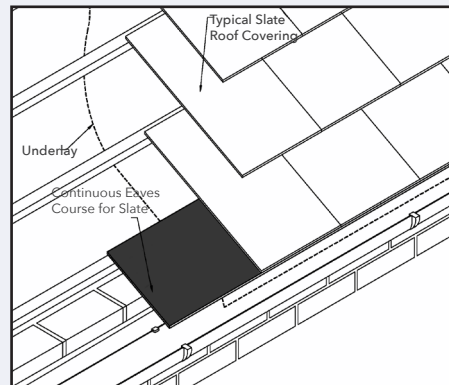
Installed above the underlay and slate battens as a direct replacement for the eaves course of slate, the continuous eaves course should be nailed into the first course batten at centres sufficient to retain it in position without distortion.

When using fibre cement slates, a disc rivets should be used through a holes made in the continuous eaves course.


MATERIAL AND COLOUR

GRP and Anthracite

INSTALLATION DETAILS



RELATED PRODUCTS



Range of Slate Ventilators

Both hooded and flush fit options available, designed for a range of applications. Suitable for new build and refurbishment.



Individual Soakers for Slates

Create a weatherproof joint at abutments. Suitable for 500mm and 600mm slate lengths, codes: HD SS500 and SS600



Continuous GRP Verges for Slate

Provides weather protection for slate roof verges. The range allows for a face fixed or under batten fixed solution. Available in four profiles, codes: HDL DV6, DV7, DV8, DV9

