



**ROOF
WINDOWS**
PRODUCT SELECTOR
AND PRICE LIST
MAY 2020



Changing Your View

The part which roof windows play in attic rooms has massively influenced the way we look at interior design. Whether for a home or a commercial project, our huge choice of roof windows can be used in a range of different ways. Our close-grain pine will look sensational for years while our sleek, stylish frames provide a bigger glazing area to let in more light. With all these benefits and more it's not hard to see why FAKRO roof windows become a focal point in their own right and prompt such consistently positive comments.

For those of you looking to achieve the highest levels of energy saving, BREEAM, Passive House or "EnerPHit" our triple and quadruple-glazed non-vented FTT range offers an exceptional standard of performance. At the heart of all our products FAKRO provide a high level of security, highly resilient hinges and seals, and a standard of timber treatment which we believe is second to none.

FAKRO uses responsibly sourced timber and as well as natural pine, you can opt for white PU-coated, white acrylic painted, pine or PVC products, all of which are available in conservation style (products are available upon request). BBA and FSC® certified products are available on request together with warranties of 10 years for windows and 20 years for glazing giving you peace of mind that the name FAKRO is synonymous with quality.

| | | |
|---------------------|--|--------------|
| | WHAT MAKES A FAKRO ROOF WINDOW BETTER? | 4 |
| | ROOF WINDOW CERTIFICATION | 5 |
| | NEW DIMENSION OF INNOVATION | 6-7 |
| | ROOF WINDOW PERFORMANCE AT A GLANCE | 8-9 |
| | HOW TO SELECT A ROOF WINDOW | 10 |
| | SELECTING THE CORRECT FLASHING KIT | 11 |
| | CENTRE PIVOT WINDOWS AND TOP HUNG WINDOWS | 12-23 |
| | CENTRE PIVOT WINDOWS FTP-V, FTW-V, FTU-V, PTP-V | 12-13 |
| | TOP HUNG AND PIVOT DUAL FUNCTION FPP-V, FPW-V, FPU-V, PPP-V | 14-15 |
| | WINDOWS WITH HIGHLY ENERGY EFFICIENT TRIPLE GLAZING | 16-17 |
| | WINDOWS WITH ELECTRIC Z-WAVECONTROL | 18-19 |
| | Z-WAVE ELECTRICAL CONTROL ELEMENTS | 20 |
| | SECURE CENTRE PIVOT WINDOWS FTP-V Secure, FTW-V Secure, FTU-V Secure | 21 |
| | HIGH ENERGY EFFICIENT PIVOT WINDOWS FTT U8 Thermo, FTT U6, FTT R3 | 22-23 |
| | HIGH PIVOT WINDOWS | 24-25 |
| | WINDOWS WITH RAISED AXIS OF ROTATION – HIGH PIVOT proSky FYP-V, FYU-V | 24 |
| | WINDOWS WITH RAISED AXIS OF ROTATION – HIGH PIVOT Duet proSky FDY-V, FDY-V/U | 25 |
| | L-SHAPED COMBINATION WINDOWS | 26-27 |
| | L-SHAPED WINDOWS NATURAL PINE/WHITE PU-COATED PINE / PVC BD, BVP, BXP | 26-27 |
| | BALCONY WINDOWS | 28 |
| | BALCONY WINDOWS FGH-V, FGH-V/U | 28 |
| | CONSERVATION STYLE WINDOWS | 29-31 |
| | FLASHINGS | 32-35 |
| | STANDARD FLASHINGS | 32-33 |
| | CONSERVATION STYLE FLASHING KITS | 34 |
| | FLASHING FOR JOINING WINDOWS IN COMBINATIONS | 35 |
| | OTHER WINDOWS | 36-39 |
| | SIDE HUNG ESCAPE WINDOW FWP (/U), FWL (/U) | 36 |
| | ACCESS ROOF LIGHTS WG_, WLI | 37 |
| | SMOKE VENTILATION SYSTEMS FOR PITCHED ROOFS FSR, FSR/U | 38 |
| | SMOKE VENTILATION SYSTEMS FOR FLAT ROOFS FSR+EFW, FSR/U+EFW | 39 |
| | ROOF WINDOW ACCESSORIES | 40-45 |
| | INSTALLATION ACCESSORIES | 40 |
| | ROOF WINDOW EXTERNAL ACCESSORIES | 41 |
| | ROOF WINDOW INTERNAL ACCESSORIES | 42-45 |
| | ACCESSORIES FOR OPENING WINDOWS | 44-45 |
| | FLAT ROOF WINDOW STRUCTURE | 46 |
| | SAFETY & FUNCTIONALITY | 47 |
| | HOW TO SELECT A FLAT ROOF WINDOW | 48-49 |
| | FLAT ROOF WINDOWS | 50-53 |
| | FLAT ROOF WINDOWS DEF, DMF, DXF | 50 |
| | FLAT ROOF WINDOWS DEG, DMG, DXG | 51 |
| | FLAT ROOF WINDOWS DEZ-A, DMZ-A, DXZ-A, DEZ-B, DMZ-B, DXZ-B | 52 |
| | WALK ON FLAT ROOF WINDOWS DXW | 53 |
| | OTHER FLAT ROOF WINDOWS | 54-57 |
| | DOMED FLAT ROOF WINDOWS DEC, DMC, DXC | 54 |
| | SMOKE VENTILATION FLAT ROOF WINDOWS DSE, DSC | 55 |
| | FLAT ROOF ACCESS DRF, DRC | 56 |
| | FLAT ROOF ACCESS DOOR DRL | 57 |
| | ACCESSORIES FOR FLAT ROOF WINDOWS | 58-57 |
| | FLAT ROOF SYSTEM EF_ EFW, EFE, EFR | 58 |
| | INSTALLATION BASE XRD XRD, XRD/W, XRD/A | 59 |
| | FLAT ROOF WINDOW - ACCESSORIES ZRD, ZBR, ZBL/D | 59 |
| | FLAT ROOF WINDOW ACCESSORIES - EXTERNAL | 60 |
| | FLAT ROOF WINDOW ACCESSORIES - INTERNAL | 61 |
| LIGHT TUNNEL | LIGHT TUNNELS WITH FLEXIBLE TUBE SF_, SF_-L | 63 |
| | LIGHT TUNNELS WITH RIGID TUBE SR_, SR_-L | 64 |
| | FLAT ROOF LIGHT TUNNELS SFF, SRF | 65 |
| OTHER | LOFT LADDERS LWS, LWK, LTK, LWF 45, LMF, LST | 66 |
| | L-SHAPED COMBINATION DOORS DWK, DWT, DWF | 66 |
| | WINDOW SIZE GUIDE | 67 |

WHAT MAKES A FAKRO ROOF WINDOW BETTER?

FAKRO roof windows are designed to provide a focal point for any room whether you use them individually or in combinations. Their stylish appearance is matched by the highest standard of manufacturing and finishing which means you can rest assured they will go on looking good for years to come. Our windows offer a perfect combination of style, sustainability, security and long design life. To achieve such high performance involves ongoing refinement and improvement to every roof window that we design.



Premium Close Grained Redwood Timber

The pine we use offers the clearest visual evidence of our roof window quality. Not only does its close grain look stylish, we obtain timber from FSC® certified sources.



Exceptional Security

FAKRO's TopSafe® system gives confidence and peace of mind that our roof windows offer exceptional burglary resistance. TopSafe provides additional hinge and lock reinforcement to prevent the sash from being forced.

10 year
warranty
for window

20 year
warranty
for glazing unit

∞ Lifetime
glazing unit hail
resistance warranty

Performance Guarantees

Whether buying natural pine, PU-coated pine or PVC, FAKRO offers a 10 year warranty for all windows and a 20 year warranty on glazing units. We also offer a no quibble lifetime warranty against damage by hail stones.



We Don't Just Do White


FAKRO roof windows can be manufactured in any colour from the RAL classic palette.

That's over 200 colours customers can specify to special order for their chosen projects. Our standard natural pine, white acrylic, PU coated and PVC roof windows can be received from stock within three days.




Choice of Internal Finish

FAKRO offers two types of roof windows for rooms in which high levels of humidity are created. You have the choice of either white polyurethane-coated pine or PVC in white, golden oak and pine finishes.



thermoPro technology HIGH ENERGY SAVINGS

What really sets FAKRO windows apart is their low level of heat loss. Unlike some manufacturers who provide U-values just for glazing units, FAKRO provides information for the whole window. When comparing our performance with other products you will see how our non-vented, quadruple glazed FTT U8 Thermo has a single glazing unit area and a U-value of 0.58W/m²K which leads the market.



Automatic Controlled Ventilation

The FAKRO V40P automatic vent which is installed in FAKRO pine roof windows is activated by changes in atmospheric pressure. It provides the optimum balance of fresh air regardless of weather conditions.



Ease of Installation


Our easy to use "bracket fix" installation system enables windows to be fitted either to rafters or battens and sarking.



CERTIFICATES



One of the key factors differentiating manufacturers from one another is certification of products. At FAKRO we continually look for ways to innovate and improve our designs, not just with new roof windows but existing ones. In 2012 this yet again enabled us to set an industry standard as we achieved Passive House certification of our industry leading quadruple-glazed FTT U8 Thermo. The FTT U8 offers an amazing U-value of 0.58 W/m²K and provides the ideal solution for airtight designs.



NBS Plus - FAKRO specification clauses are available via NBS Plus. This enables concise, technically accurate and up-to-date information in relation to our extensive range of roof windows and roofing accessories to be copied and pasted.




In the same way, we led the market by becoming the first roof window manufacturer to secure BBA certification - as long ago as 2002. Today, many more of our products are accredited including our popular ranges of centre pivot, top hung and side hung windows.

This includes products in conservation style and the highly thermally efficient FTT U6 triple-glazed window while, for specifiers and buyers in Ireland we also have Irish Agrément Board (IAB) certification.



The NHBC accepts the use of FAKRO Roof Windows, when installed and used in accordance with BBA certificates in relation to NHBC FAKRO Standards.



Our roof windows offer scope for you to buy or specify products using timber from sustainable sources; indeed we are the only such manufacturer to offer FSC® certification for the higher quality, close-grain pine which we use. We also design all windows to be stripped down for recycling of all parts which, combined with the use of sustainable timber, shows the extent of our commitment to environmental issues.



TÜV SÜD accreditation is currently less well known in the UK but in 2011 UKAS appointed it as a notified organisation for construction products. TÜV SÜD partners manufacturers of all kinds of building materials to ensure that quality, safety and environmental sustainability requirements are met. By securing accreditation, FAKRO has once again been among the first to confirm its commitment to key quality standards.



CE marking provides a passport that enables a construction product, irrespective of its origin, to be legally placed on the market of all EU member states. Unlike some manufacturers, FAKRO declares full details of performance for all points which make up a CE mark, yet more evidence that our products exceed minimum standards for health, safety and economy of energy.


NEW DIMENSION OF INNOVATION

thermoPro Technology

PROFI and LUX class roof windows are manufactured using **thermoPro** technology. The solutions introduced ensure improved quality and parameters of windows. **ThermoPro** technology increases energy-efficiency performance, provides greater durability, ensures excellent tightness and facilitates the installation process of roof windows.

BETTER THERMAL INSULATION OF WINDOWS

- Reduced heat loss and lower heating bills
- New version of low emission coating on the glass
- Introduction of insulation inserts in the bottom corners of the sash aimed at enhancing the window's energy-efficiency performance



GREATER WOOD DURABILITY THANKS TO WATER DRAINAGE CHANNELS

Special water drainage channels are introduced in the lower corners of the frame to discharge water from condensation and potential leakage caused by, e.g. damaged external aluminium profiles. Wooden profiles are less exposed to the moisture, which adds to their durability.



GREATER WINDOW TIGHTNESS IN TERMS OF AIR PERMEABILITY

Windows manufactured using **thermoPro** technology feature 3rd and 4th tightness class according to **EN12207**, thus reducing the amount of air penetrating into the room. It is particularly important for mechanical ventilation.



EASIER INSTALLATION GREATER COMFORT OF WORK

New brackets facilitate installation work and increase the ability to adjust roof windows during their installation. In addition, the use of **Torx screws** streamlines installation process of roof windows.






INCREASED SECURITY

Roof windows have to ensure safety of use and protect against unauthorised access to the room from the roof.


The special system of the window structure reinforcement **topSafe** significantly improves resistance of roof windows to break-in attempts and protects against the sash opening under foot pressure if inadvertently stepped on.

The topSafe system consists of:

INNOVATIVE INSTALLATION SYSTEM OF SPECIALLY SHAPED HINGES



METAL ELEMENT STRENGTHENING THE LOCKING SYSTEM



METAL STEEL BAR, MAKING IT DIFFICULT TO BREAK THE WINDOW USING TOOLS


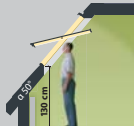















Centre pivot roof windows are still the most popular design, with a wide variety of options including highly energy-efficient windows suited to airtight construction, burglar-resistant windows (particularly suited to low pitch roofs and multi-occupancy buildings). All can be rotated through 180° to clean the outer pane from within the room. A choice of natural pine, white acrylic, white PU-coated pine and PVC is available.


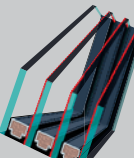

Top hung and pivot dual function roof windows provide total flexibility of use. When open, the top hung function provides an unrestricted field of view at a lower height than a centre pivot window while centre pivot operation enables the sash to be rotated through 180° to clean the outer pane from within the room. A choice of natural pine, white PU-coated pine, white acrylic and PVC is available.

High pivot roof windows function in the same way as a centre pivot window but with the axis of rotation slightly higher in the frame to enable more head space. This enables a greater glazing height to be achieved without adding to the window's width. With scope also to choose a twin sash window in a single frame (the FDY-V proSky Duet window), this can extend up to 2.55 metres.

STANDARD ROOF WINDOWS

| type | TOP HUNG AND PIVOT WINDOWS | | | | | | CENTRE PIVOT | | | | | | | | |
|-----------------------|---|---|---|---|--------------------|--------------------|---|--|---|---|---------------|-----------|---|---------------|---|
| |  | | | | | |  | | | | | | | | |
| material | wood | | | PVC | | | wood | | | PVC | | | wood | | |
| natural pine | FPP-V P2 preSelect | FPP-V O2 preSelect | FPP-V P5 preSelect | - | - | - | FTP-V U3 | FTP-V P2 | FTP-V O2 | FTP-V P5 | FTP R1 | - | - | - | FTP-V P2 Z-Wave |
| white acrylic | FPW-V P2 preSelect | FPW-V O2 preSelect | FPW-V P5 preSelect | - | - | - | - | FTW-V P2 | FTW-V O2 | FTW-V P5 | - | - | - | - | FTW-V P2 Z-Wave |
| white polyurethane | FPU-V P2 preSelect | FPU-V O2 preSelect | FPU-V P5 preSelect | - | - | - | - | FTU-V P2 | FTU-V O2 | FTU-V P5 | FTU R1 | - | - | - | FTU-V P2 Z-Wave |
| white PVC | - | - | - | PPP-V P2 preSelect | PPP-V O2 preSelect | PPP-V P5 preSelect | - | - | - | - | - | PTP-V P2 | PTP-V O2 | PTP-V P5 | - |
| conservation version: | + | + | + | + | + | + | + | + | + | + | + | + | + | + | + |
| view |  | | |  | | |  | | |  | | |  | | |
| air inlet |  |  |  | V35 | | |  |  |  |  | non-vented | V35 | | |  |
| air inlet air flow | up to 49 m³/h | | | up to 41 m³/h | | | up to 49 m³/h | | | - | up to 41 m³/h | | | up to 49 m³/h | |
| glazing | double | double | triple | double | double | triple | double | double | double | triple | double | double | double | triple | double |
| Ug (EN 673) | 1,0 W/m²K | 1,0 W/m²K | 0,5 W/m²K | 1,0 W/m²K | 1,0 W/m²K | 0,5 W/m²K | 1,0 W/m²K | 1,0 W/m²K | 1,0 W/m²K | 0,5 W/m²K | 1,0 W/m²K | 1,0 W/m²K | 1,0 W/m²K | 0,5 W/m²K | 1,0 W/m²K |
| Uw | 1,3 W/m²K | 1,3 W/m²K | 0,97 W/m²K | 1,3 W/m²K | 1,3 W/m²K | 1,1 W/m²K | 1,3 W/m²K | 1,3 W/m²K | 1,3 W/m²K | 0,97 W/m²K | 1,3 W/m²K | 1,3 W/m²K | 1,3 W/m²K | 1,1 W/m²K | 1,3 W/m²K |
| topSafe system | + | | | + | | | + | | | + | | | + | | |
| acoustic insulation | 35 dB | 35 dB | 35 dB | 33 dB | 35 dB | 36 dB | 32 dB | 35 dB | 35 dB | 35 dB | 39 dB | 33 dB | 33 dB | 36 dB | 35 dB |
| handle | elegant | | | elegant white | | | elegant | | | elegant white | | | elegant | | |
| seals | 4 | | | 4 | | | 4 | | | 4 | | | 4 | | |
| installation pitch | 15-55° | | | 15-55° | | | 15-90° | | | 15-90° | | | 15-90° | | |

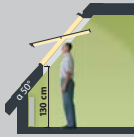




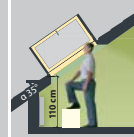









GLAZING UNIT




| |  |  |  |  |  |  |
|-------------------------|---|---|---|---|---|---|
| GLAZING UNIT | U3 | P2 | P5 | U6 | U8 | R1 |
| GLAZING STRUCTURE | 4H-16-4T | 4H-15-33.2T | 4HS-10-4HT-8-33.2T | 6H-18-4HT-18-33.2T | 4H-12-4HT-12-4HT-12-4HT | 6H-12-33.2SIT |
| TECHNICAL SPECIFICATION | ENERGY SAVING | ANTI BURGLARY | SAFE | HIGHLY ENERGY EFFICIENT | PASSIVE GLAZING | SOUND REDUCING |
| GLAZING | DOUBLE | DOUBLE | TRIPLE | TRIPLE | QUADRUPLE | DOUBLE |
| INNER LAMINATED GLASS | | (CLASS P2A) | (CLASS P2A) | (CLASS P2A) | | (CLASS P2A) |

The balcony window is the ultimate, modern twin sash window. With the top sash opening as a top hung window, the bottom sash with laminated internal glazing opens from the bottom to reveal built-in balustrades.

L-shaped windows provide scope to take any of FAKRO's standard roof windows into a vertical wall. This gives a much extended field of view and a bigger glazing area which maximises the use of natural daylight.

Conservation roof windows are designed to meet planning requirements in conservation areas or for the sensitive development of older buildings. In addition to all our standard windows being available in conservation style, bespoke commissions are routinely undertaken.

| CENTRE PIVOT | | | | | | | | HIGH PIVOT | | BALCONY | L-SHAPED | | SIDE HUNG | | | |
|--|-----------------|---|-----------------|---|-----------------|---|------------|---|-----------------|---|---|---|---|---|-------------------|---|
|  | | | | | | | |  | |  |  |  |  | | | |
| wood | | PVC | | wood | wood | | | wood | | wood | wood | | wood | | | |
| | FTP-V P5 Z-Wave | - | - | FTP-V P2 Secure | FTT U8 Thermo | FTT U6 | FTT R3 | FYP-V P2 proSky | FYP-V P5 proSky | FDY-V P2 Duet proSky | FGH-V P2 Galeria | FGH-V P5 Galeria | BD_P2, BVP P2, BXPP2 | BD_P5, BVP P5, BXPP5 | FWR P2 / FWL P2 | |
| | FTW-V P5 Z-Wave | - | - | FTW-V P2 Secure | FTT/W U8 Thermo | FTT/W U6 | FTT/W R3 | - | - | - | - | - | BD_AWP2, BVW P2, BXWP2 | BD_AWP5, BVW P5, BXWP5 | - | |
| | FTU-V P5 Z-Wave | - | - | FTU-V P2 Secure | FTT/U U8 Thermo | FTT/U U6 | FTT/U R3 | FYU-V P2 proSky | FYU-V P5 proSky | FDY-V/U P2 Duet proSky | FGH-V/U P2 Galeria | FGH-V/U P5 Galeria | BD_U/P2, BVU P2, BXUP2 | BD_U/P5, BVU P5, BXUP5 | FWR/U P2 FWL/U P2 | |
| | - | PTP-V P2 Z-Wave | PTP-V P5 Z-Wave | - | - | - | - | - | - | - | - | - | - | - | - | |
| | + | + | + | | + | + | + | + | + | + | - | - | - | - | + | |
|  | |  | |  | |  | |  | |  | |  | |  | |  |
| V4OP | | V35 | | V4OP | | non-vented | | V4OP | | V4OP | | V4OP | | — | | — |
| up to 49 m³/h | | up to 41 m³/h | | up to 49 m³/h | | - | | up to 49 m³/h | | up to 49 m³/h | | up to 49 m³/h | | — | | — |
| | triple | double | triple | double | quaduple | triple | triple | double | triple | double | double | triple | double | triple | double | |
| | 0,5 W/m²K | 1,0 W/m²K | 0,5 W/m²K | 1,0 W/m²K | 0,3 W/m²K | 0,5 W/m²K | 0,5 W/m²K | 1,0 W/m²K | 0,5 W/m²K | 1,1 W/m²K | 1,1 W/m²K | 0,5 W/m²K | 1,1 W/m²K | 0,5 W/m²K | 1,1 W/m²K | |
| | 0,97 W/m²K | 1,3 W/m²K | 1,1 W/m²K | 1,3 W/m²K | 0,58 W/m²K | 0,80 W/m²K | 0,81 W/m²K | 1,3 W/m²K | 0,97 W/m²K | 1,3 W/m²K | 1,5 W/m²K | 1,1 W/m²K | 1,3 W/m²K | 0,88 W/m²K | 1,4 W/m²K | |
| | + | + | | + | + | | | + | | + | + | | — | | — | |
| | 35 dB | 33dB | 36 dB | 35 dB | 36 dB | 38 dB | 42 dB | 35 dB | 33 dB | 35 dB | 35 dB | 34 dB | 37 dB | 38 dB | — | |
| elegant | | elegant white | | elegant | elegant | | | elegant | | elegant | elegant | | elegant | | standaard | |
| 4 | | 4 | | 4 | 5 | | | 4 | | 4 | 4 | | 2 | | 2 | |
| 15-90° | | 15-90° | | 15-90° | 15-70° | | | 20-65° | | 25-65° | 35-55° | 45-55° | 90° | | 15-55° | |

| | | |
|--|---|---|
|  |  |  |
| R3 | G6 | O2 |
| 8H-16-4HT-18-33.2SIT | 6HST-12-33.1T | 4HO-14-33.1T |
| SOUND REDUCING | SOLAR CONTROL | OBSCURE |
| TRIPLE | DOUBLE | DOUBLE |
| (CLASS P2A) | ✓ | ✓ |

HOW TO SELECT A ROOF WINDOW



1

HOW WILL YOU MAKE A HOME?

- Choose the correct type of window to suit your environment.
- Classic centre pivot windows make the windows easy to clean as the sash will swivel to allow cleaning of the outside on the inside!
- Top hung and pivot windows give an unrestricted view at a lower height than a standard centre pivot window.



2

HOW MUCH DAYLIGHT DO YOU NEED?

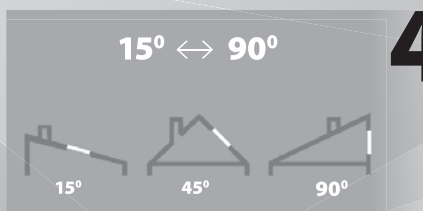
- The higher the windows are fitted within the roof, the more natural light floods the room.
- It is recommended that the glass area should be at least 15-20% of the total floor area for best results.



3

WHICH GLAZING UNIT TO CHOOSE?

- For windows above head height you should use a laminated glass. If the glass shatters a plastic membrane between the two sheets of glass retain the shards.
- Energy-efficient triple glazed units ensure exceptional thermal efficiency and can almost eliminate heat loss altogether.
- Other glazing choices include; tinted, obscure, reflective and self-cleaning glass.



4

WHAT IS YOUR ROOF PITCH?

- Most roof windows are well suited for a roof pitch of between 15 and 90 degrees. However, the installation pitch range may differ for certain types of windows.
- For flat roofs you can choose between standard domed or non-domed designs.
- To ensure the flow of water from the glass surface of non-domed windows, the window should be installed with a pitch of at least 2 degrees.



5

SUPER SAVINGS WITH HIGHLY ENERGY-EFFICIENT WINDOWS

- A well insulated roof can be let down by a poorly insulated window which will cause heat loss.
- Standard double glazed windows with a thermally insulated glazing unit and flashing may suffice.
- For increased performance you should consider a highly energy-efficient roof window specially designed and supplied with insulating flashing.



6

MANUAL OR ELECTRIC CONTROL?

- Electric control using wireless technology is available to operate your roof windows – supplied as standard with a factory fitted motor, remote control and a rain sensor. Allows multiple windows and accessories to be operated from one controller. The use of the Z-Wave protocol permits communication with other smart home devices.



7

HOW TO PROTECT AGAINST HEAT AND SUNLIGHT?


- Contemporary awning blinds can be up to eight times more efficient than internal blinds in terms of passive heat reduction while still allowing light through.
- As well as heat absorption, solar powered awnings open automatically in cloudy weather to increase the available light. In winter they reduce noise from rain and hail and protect the window from an accumulation of snow and leaves.

SELECTING THE CORRECT FLASHING KIT











Flashing kits are necessary to provide a neat and waterproof connection to the roof, therefore choosing the correct kit is an essential requirement in the selection process.

FAKRO roof window flashings are categorised according to the roof material and application.

- Enables roof windows to be installed with any type of roof covering.
 - Standard depth and ideal for tiles such as the Double Roman.
 - 3cm higher than the standard depth, for high profile tiles such as the Bold Roll.
 - 3cm deeper than the standard depth, for where a recessed style is required.
- Ideal for conservation roof windows which invariably need to be positioned lower in the roof.



FLASHING KIT TYPE

| | Type of roofing material | Flashing type | Fitting depth | Maximum profile depth of roof material | Roof pitch |
|---------------|---|---------------|---------------|--|------------|
| ES |  | ESV | V(0) | 10mm | 15° – 90° |
| | | ESJ | J (–3 cm) | 10mm | 20° – 90° |
| EL |  | ELV | V(0) | up to 10mm | 20° – 90° |
| | | ELJ | J (–3 cm) | | |
| EP |  | EPV | V(0) | up to 16mm | 25° – 90° |
| | | EPJ | J (–3 cm) | | |
| EZ |  | EZN-A | N (+3 cm) | up to 45mm | 15° – 90° |
| | | EZV-A | V(0) | up to 45mm | 15° – 90° |
| | | EZJ-A | J (–3 cm) | up to 45mm | 20° – 90° |
| EH |  | EHN-A | N (+3 cm) | up to 90mm | 15° – 90° |
| EH_-AT Thermo |  | EHV-AT Thermo | V(0) | up to 90mm | 15° – 90° |
| | | EHN-AT Thermo | N (+3 cm) | up to 120mm | 15° – 90° |
| EE |  | EEV | V(0) | — | 15° – 90° |
| | | EEJ | J (–3 cm) | | 20° – 90° |
| E_A |  | ESA | | 10mm | 10° – 75° |
| |  | EZA-A | | up to 45mm | 10° – 75° |
| |  | EHA-A | | up to 90mm | 10° – 75° |




CENTRE PIVOT WINDOWS



IN NATURAL PINE AND WHITE ACRYLIC FINISH

- Traditional centre pivot operation.
- Windows turn through 180° to clean outer pane within the room.
- Operating handle in the base of the sash for ease of use.
- Suitable for retro-fitting of electronic operation.
- Suitable for pitches from 15-90°.



FTP-V

- High quality close-grain vacuum - impregnated pine guaranteed to be knot-free, finished with natural acrylic lacquer.
- V40P automatic air vent to prevent unnecessary heat loss.



FTW-V

- High quality close-grain vacuum - impregnated pine guaranteed to be knot-free, finished with white acrylic paint.
- V40P automatic air vent to prevent unnecessary heat loss.

CENTRE PIVOT WINDOWS IN NATURAL PINE AND WHITE ACRYLIC FINISH

| windows external dimensions [cm] | | 55x78 | 55x98 | 55x118 | 66x98 | 66x118 | 78x98 | 78x118 | 78x140 | 78x160 | 94x118 | 94x140 | 114x118 | 114x140 | 134x98 | 94x160 |
|----------------------------------|--|-------|-------|--------|-------|--------|-------|--------|--------|--------|--------|--------|---------|---------|--------|--------|
| effective glazing area [m²] | | 0.21 | 0.29 | 0.37 | 0.38 | 0.47 | 0.47 | 0.59 | 0.72 | 0.82 | 0.75 | 0.92 | 0.95 | 1.16 | 0.92 | 0.75 |
| size symbol | | 01 | 02 | 16 | 03 | 04 | 05 | 06 | 07 | 13 | 08 | 09 | 10 | 11 | 12 | 80 |
| NATURAL PINE | FTP-V P2 P2 - Safety double glazed unit. Toughened outer pane. Laminated inner pane. U-value of window 1.3 | £244 | £259 | £270 | £282 | £301 | £281 | £318 | £351 | £437 | £396 | £410 | £422 | £459 | £405 | £433 |
| | FTP-V O2 O2 - OBSCURE double glazed unit. U-value of window 1.3 | £321 | £338 | £373 | £355 | £380 | £373 | £413 | £449 | £546 | £494 | £520 | £531 | £580 | £527 | £584 |
| | FTP R1 R1 - Sound reducing glazed unit, Rw 39 dB non vented, U-value of window 1.3 | £326 | £337 | £353 | £359 | £390 | £367 | £404 | £463 | £541 | £479 | £525 | £536 | £551 | £520 | £597 |
| | FTP-V U3 U3 - Energy saving double glazed unit. Toughened outer pane. U-value of window 1.3 | £242 | £257 | £268 | £280 | £299 | £279 | £316 | £349 | £435 | £394 | £408 | £420 | £457 | £403 | £431 |
| WHITE ACRYLIC | FTW-V P2 P2 - Safety double glazed unit. Toughened outer pane. Laminated inner pane. U-value of window 1.3 | £244 | £259 | £270 | £282 | £301 | £281 | £318 | £351 | £437 | £396 | £410 | £422 | £459 | £405 | £433 |
| | FTW-V O2 O2 - OBSCURE double glazed unit. U-value of window 1.3 | £349 | £361 | £380 | £391 | £412 | £391 | £435 | £483 | £567 | £520 | £525 | £551 | £590 | £546 | £578 |

STANDARD FLASHING KITS FOR CENTRE PIVOT ROOF WINDOWS

| windows external dimensions [cm] | 55x78 | 55x98 | 55x118 | 66x98 | 66x118 | 78x98 | 78x118 | 78x140 | 78x160 | 94x118 | 94x140 | 114x118 | 114x140 | 134x98 | 94x160 |
|---|-------|-------|--------|-------|--------|-------|--------|--------|--------|--------|--------|---------|---------|--------|--------|
| size symbol | 01 | 02 | 16 | 03 | 04 | 05 | 06 | 07 | 13 | 08 | 09 | 10 | 11 | 12 | 80 |
| EZV-A for interlocking tiles up to 45mm profile | £55 | £56 | £64 | £63 | £66 | £66 | £68 | £71 | £88 | £76 | £79 | £78 | £88 | £83 | £86 |
| ELV for non-interlocking slate up to 10mm thick | £55 | £56 | £64 | £63 | £66 | £66 | £68 | £71 | £88 | £76 | £79 | £78 | £88 | £83 | £86 |
| EPV for plain tiles up to 16mm thick | £55 | £56 | £64 | £63 | £66 | £66 | £68 | £71 | £88 | £76 | £79 | £78 | £88 | £83 | £86 |
| EHN-A for interlocking tiles up to 90mm profile | £65 | £66 | £70 | £75 | £75 | £75 | £78 | £83 | £93 | £88 | £92 | £92 | £101 | £98 | £96 |

FULL FLASHING KIT
SELECTION
page 32-35

BLINDS
& ACCESSORIES
pages 40-45

* ALL WINDOWS AVAILABLE IN NON VENTED ON REQUEST



► CENTRE PIVOT WINDOWS



IN WHITE POLYURETHANE AND PVC FINISH

- Traditional centre pivot operation.
- Ideal for bathrooms, wetrooms, kitchens and environments with increased humidity.
- Windows turn through 180° to clean outer pane within the room.
- Operating handle in the base of the sash for ease of use.
- Suitable for retro-fitting of electronic operation.
- Suitable for pitches from 15-90°.



FTU-V

- High quality close-grain vacuum - impregnated pine guaranteed to be knot-free, finished with white polyurethane paint.
- V40P automatic air vent to prevent unnecessary heat loss.



PTP-V

- PVC profile with steel reinforcement for a smooth, wipe clean finish.
- Available in white, golden oak or natural pine veneer finishes. Golden oak and pine POA.
- V35 air inlet.

CENTRE PIVOT WINDOWS IN WHITE POLYURETHANE AND PVC FINISH

| windows external dimensions [cm] | | 55x78 | 55x98 | 55x118 | 66x98 | 66x118 | 78x98 | 78x118 | 78x140 | 78x160 | 94x118 | 94x140 | 114x118 | 114x140 | 134x98 | 94x160 |
|----------------------------------|--|-------|-------|--------|-------|--------|-------|--------|--------|--------|--------|--------|---------|---------|--------|--------|
| effective glazing area [m²] | | 0.21 | 0.29 | 0.37 | 0.38 | 0.47 | 0.47 | 0.59 | 0.72 | 0.82 | 0.75 | 0.92 | 0.95 | 1.16 | 0.92 | 0.75 |
| size symbol | | 01 | 02 | 16 | 03 | 04 | 05 | 06 | 07 | 13 | 08 | 09 | 10 | 11 | 12 | 80 |
| WHITE POLYURETHANE | FTU-V P2 P2 - Safety double glazed unit. Toughened outer pane. Laminated inner pane. U-value of window 1.3 | £306 | £323 | £337 | £362 | £376 | £351 | £397 | £439 | £544 | £483 | £513 | £527 | £582 | £506 | £541 |
| | FTU-V O2 O2 - OBSCURE double glazed unit. U-value of window 1.3 | £356 | £374 | £387 | £405 | £427 | £402 | £449 | £492 | £592 | £544 | £568 | £583 | £613 | £561 | £596 |
| | FTU R1 R1 - Sound reducing glazed unit, Rw 39 dB non vented, U-value of window 1.3 | £392 | £410 | £423 | £453 | £462 | £437 | £483 | £525 | £684 | £578 | £598 | £612 | £686 | £591 | £626 |
| PVC | PTP-V P2 P2 - Safety double glazed unit. Toughened outer pane. Laminated inner pane. U-value of window 1.3 | £265 | £282 | £294 | £298 | £326 | £306 | £347 | £383 | £461 | £418 | £449 | £459 | £485 | £441 | £472 |
| | PTP-V O2 O2 - OBSCURE double glazed unit. U-value of window 1.3 | £344 | £365 | £378 | £384 | £395 | £396 | £436 | £499 | £570 | £503 | £528 | £563 | £607 | £565 | £673 |

STANDARD FLASHING KITS FOR CENTRE PIVOT ROOF WINDOWS

| windows external dimensions [cm] | 55x78 | 55x98 | 55x118 | 66x98 | 66x118 | 78x98 | 78x118 | 78x140 | 78x160 | 94x118 | 94x140 | 114x118 | 114x140 | 134x98 | 94x160 |
|---|-------|-------|--------|-------|--------|-------|--------|--------|--------|--------|--------|---------|---------|--------|--------|
| size symbol | 01 | 02 | 16 | 03 | 04 | 05 | 06 | 07 | 13 | 08 | 09 | 10 | 11 | 12 | 80 |
| EZV-A for interlocking tiles up to 45mm profile | £55 | £56 | £64 | £63 | £66 | £66 | £68 | £71 | £88 | £76 | £79 | £78 | £88 | £83 | £86 |
| ELV for non-interlocking slate up to 10mm thick | £55 | £56 | £64 | £63 | £66 | £66 | £68 | £71 | £88 | £76 | £79 | £78 | £88 | £83 | £86 |
| EPV for plain tiles up to 16mm thick | £55 | £56 | £64 | £63 | £66 | £66 | £68 | £71 | £88 | £76 | £79 | £78 | £88 | £83 | £86 |
| EHN-A for interlocking tiles up to 90mm profile | £65 | £66 | £70 | £75 | £75 | £75 | £78 | £83 | £93 | £88 | £92 | £92 | £101 | £98 | £96 |

FULL FLASHING KIT
SELECTION
page 32-35

BLINDS
& ACCESSORIES
pages 40-45

* ALL WINDOWS AVAILABLE IN NON VENTED ON REQUEST




TOP HUNG AND PIVOT DUAL FUNCTION - preSelect



IN NATURAL PINE AND WHITE ACRYLIC FINISH

- Top hung and pivot windows come with two independent opening mechanisms.
- The sash can be opened outwards from the top and via centre pivot.
- Innovative hardware system guarantees complete sash stability in both opening functions.
- Opening method can be switched using preSelect sliding switch placed in the side part of the frame which is accessible after opening the window.
- Windows turn through 180° to clean outer pane within the room.
- Suitable for pitches from 15° - 55° (or non-standard option for opening from 55° - 85°).



FPP-V
preSelect

- High quality close-grain vacuum - impregnated pine guaranteed to be knot-free, finished with natural acrylic lacquer.
- V40P automatic air vent to prevent unnecessary heat loss.



FPW-V
preSelect

- High quality close-grain vacuum - impregnated pine guaranteed to be knot-free, finished with white acrylic paint.
- V40P automatic air vent to prevent unnecessary heat loss.

TOP HUNG ROOF WINDOWS IN NATURAL PINE AND WHITE ACRYLIC FINISH

| windows external dimensions [cm] | | 55x98 | 66x98 | 66x118 | 78x98 | 78x118 | 78x140 | 78x160 | 94x118 | 94x140 | 114x118 | 114x140 | 134x98 |
|----------------------------------|--|-------|-------|--------|-------|--------|--------|--------|--------|--------|---------|---------|--------|
| effective glazing area [m²] | | 0.29 | 0.38 | 0.47 | 0.47 | 0.59 | 0.72 | 0.82 | 0.75 | 0.92 | 0.95 | 1.16 | 0.92 |
| size symbol | | 02 | 03 | 04 | 05 | 06 | 07 | 13 | 08 | 09 | 10 | 11 | 12 |
| NATURAL PINE | FPP-V P2 preSelect P2 - Safety double glazed unit. Toughened outer pane. Laminated inner pane. U-value of window 1.3 | £398 | £408 | £416 | £416 | £439 | £486 | £602 | £535 | £568 | £584 | £631 | £560 |
| | FPP-V O2 preSelect O2 - OBSCURE double glazed unit. U-value of window 1.3 | £494 | £500 | £517 | £511 | £541 | £581 | £667 | £595 | £639 | £647 | £698 | £651 |
| WHITE ACRYLIC | FPW-V P2 preSelect P2 - Safety double glazed unit. Toughened outer pane. Laminated inner pane. U-value of window 1.3 | £398 | £408 | £416 | £416 | £439 | £486 | £602 | £535 | £568 | £584 | £631 | £560 |
| | FPW-V O2 preSelect O2 - OBSCURE double glazed unit. U-value of window 1.3 | £494 | £500 | £517 | £511 | £541 | £581 | £667 | £593 | £639 | £647 | £698 | £651 |



A unique, innovative hinge system

STANDARD FLASHING KITS FOR USE WITH TOP HUNG ROOF WINDOWS

| windows external dimensions [cm] | 55x98 | 66x98 | 66x118 | 78x98 | 78x118 | 78x140 | 78x160 | 94x118 | 94x140 | 114x118 | 114x140 | 134x98 |
|---|-------|-------|--------|-------|--------|--------|--------|--------|--------|---------|---------|--------|
| size symbol | 02 | 03 | 04 | 05 | 06 | 07 | 13 | 08 | 09 | 10 | 11 | 12 |
| EZV-A for interlocking tiles up to 45mm profile | £56 | £63 | £66 | £66 | £68 | £71 | £88 | £76 | £79 | £78 | £88 | £83 |
| ELV for non-interlocking slate up to 10mm thick | £56 | £63 | £66 | £66 | £68 | £71 | £88 | £76 | £79 | £78 | £88 | £83 |
| EPV for plain tiles up to 16mm thick | £56 | £63 | £66 | £66 | £68 | £71 | £88 | £76 | £79 | £78 | £88 | £83 |
| EHN-A for interlocking tiles up to 90mm profile | £66 | £75 | £75 | £75 | £78 | £83 | £93 | £88 | £92 | £92 | £101 | £98 |

FULL FLASHING KIT
SELECTION
page 32-35

BLINDS
& ACCESSORIES
pages 40-45

* ALL WINDOWS AVAILABLE IN NON VENTED ON REQUEST



TOP HUNG AND PIVOT DUAL FUNCTION - preSelect

IN WHITE POLYURETHANE AND PVC FINISH

- Top hung and pivot windows come with two independent opening mechanisms.
- The sash can be opened outwards from the top and via centre pivot.
- Innovative hardware system guarantees complete sash stability in both opening functions.
- Opening method can be switched using preSelect sliding switch placed in the side part of the frame which is accessible after opening the window.
- Windows turn through 180° to clean outer pane within the room.
- Suitable for pitches from 15° - 55° (or non-standard option for opening from 15° - 85°)



FPU-V
preSelect

- High quality close-grain vacuum - impregnated pine guaranteed to be knot-free, finished with white polyurethane paint.
- V40P automatic air vent to prevent unnecessary heat loss



PPP-V
preSelect

- PVC profile with steel reinforcement for a smooth, wipe clean finish.
- Available in White, Golden Oak or Natural Pine veneer finishes
- V35 air inlet

TOP HUNG ROOF WINDOWS IN WHITE POLYURETHANE AND PVC FINISH

| windows external dimensions [cm] | | 55x98 | 66x98 | 66x118 | 78x98 | 78x118 | 78x140 | 78x160 | 94x118 | 94x140 | 114x118 | 114x140 | 134x98 |
|----------------------------------|--|-------|-------|--------|-------|--------|--------|--------|--------|--------|---------|---------|--------|
| effective glazing area [m²] | | 0.29 | 0.38 | 0.47 | 0.47 | 0.59 | 0.72 | 0.82 | 0.75 | 0.92 | 0.95 | 1.16 | 0.92 |
| size symbol | | 02 | 03 | 04 | 05 | 06 | 07 | 13 | 08 | 09 | 10 | 11 | 12 |
| WHITE POLYURETHANE | FPU-V P2 preSelect P2 - Safety double glazed unit. Toughened outer pane. Laminated inner pane. U-value of window 1.3 | £447 | £469 | £488 | £473 | £514 | £569 | £696 | £577 | £665 | £683 | £722 | £689 |
| | FPU-V O2 preSelect O2 - OBSCURE double glazed unit. U-value of window 1.3 | £525 | £530 | £546 | £541 | £560 | £616 | £723 | £602 | £713 | £731 | £752 | £716 |
| PVC | PPP-V P2 preSelect P2 - Safety double glazed unit. Toughened outer pane. Laminated inner pane. U-value of window 1.3 | £507 | £513 | £535 | £535 | £576 | £623 | - | £646 | £674 | £692 | £767 | - |
| | PPP-V O2 preSelect O2 - OBSCURE double glazed unit. U-value of window 1.3 | £660 | £660 | £715 | £715 | £770 | £825 | - | £858 | £913 | £913 | £1029 | - |



A unique,
innovatory hinge system

STANDARD FLASHING KITS FOR USE WITH TOP HUNG ROOF WINDOWS

| windows external dimensions [cm] | 55x98 | 66x98 | 66x118 | 78x98 | 78x118 | 78x140 | 78x160 | 94x118 | 94x140 | 114x118 | 114x140 | 134x98 |
|---|-------|-------|--------|-------|--------|--------|--------|--------|--------|---------|---------|--------|
| size symbol | 02 | 03 | 04 | 05 | 06 | 07 | 13 | 08 | 09 | 10 | 11 | 12 |
| EZV-A for interlocking tiles up to 45mm profile | £56 | £63 | £66 | £66 | £68 | £71 | £88 | £76 | £79 | £78 | £88 | £83 |
| ELV for non-interlocking slate up to 10mm thick | £56 | £63 | £66 | £66 | £68 | £71 | £88 | £76 | £79 | £78 | £88 | £83 |
| EPV for plain tiles up to 16mm thick | £56 | £63 | £66 | £66 | £68 | £71 | £88 | £76 | £79 | £78 | £88 | £83 |
| EHN-A for interlocking tiles up to 90mm profile | £66 | £75 | £75 | £75 | £78 | £83 | £93 | £88 | £92 | £92 | £101 | £98 |

FULL FLASHING KIT
SELECTION
page 32-35

BLINDS
& ACCESSORIES
pages 40-45

* ALL WINDOWS AVAILABLE IN NON VENTED ON REQUEST

WINDOWS WITH HIGHLY ENERGY-EFFICIENT TRIPLE GLAZING

IN NATURAL PINE AND WHITE ACRYLIC FINISH

- Top hung and pivot windows come with two independent opening mechanisms.
- The sash can be opened outwards from the top and via centre pivot.
- Traditional centre pivot operation.
- Windows equipped with highly energy-efficient double chamber glazing unit and internal glass laminated, anti-burglary class P2A. The window is particularly recommended for buildings where special emphasis is put on thermal energy savings.



**FPP-V
preSelect
FTP-V**

- High quality close-grain vacuum - impregnated pine guaranteed to be knot-free, finished with natural acrylic lacquer.
- V40P automatic air vent to prevent unnecessary heat loss.



**FPW-V
preSelect
FTW-V**

- High quality close-grain vacuum - impregnated pine guaranteed to be knot-free, finished with white acrylic paint.
- V40P automatic air vent to prevent unnecessary heat loss.

WINDOWS WITH HIGHLY ENERGY-EFFICIENT TRIPLE GLAZING IN NATURAL PINE

| windows external dimensions [cm] | | 55x78 | 55x98 | 55x118 | 66x98 | 66x118 | 78x98 | 78x118 | 78x140 | 78x160 | 94x118 | 94x140 | 114x118 | 114x140 | 134x98 | 94x160 |
|----------------------------------|---|-------|-------|--------|-------|--------|-------|--------|--------|--------|--------|--------|---------|---------|--------|--------|
| effective glazing area [m²] | | 0.21 | 0.29 | 0.37 | 0.38 | 0.47 | 0.47 | 0.59 | 0.72 | 0.82 | 0.75 | 0.92 | 0.95 | 1.16 | 0.92 | 0.75 |
| size symbol | | 01 | 02 | 16 | 03 | 04 | 05 | 06 | 07 | 13 | 08 | 09 | 10 | 11 | 12 | 80 |
| NATURAL PINE | FPP-V P5 preSelect P5 - Anti-burglary triple glazed unit. Class P2A U-value of window 0.97 | - | £659 | - | £659 | £675 | £675 | £714 | £763 | - | £789 | £855 | - | - | - | - |
| | FTP-V P5 P5 - Anti-burglary triple glazed unit. Class P2A U-value of window 0.97 | £409 | £424 | £435 | £458 | £466 | £446 | £483 | £516 | P0A | £577 | £575 | £587 | £671 | £570 | £598 |
| WHITE ACRYLIC | FPW-V P5 preSelect P5 - Anti-burglary triple glazed unit. Class P2A U-value of window 0.97 | - | £652 | - | £652 | £669 | £669 | £707 | £755 | P0A | £782 | £846 | - | - | - | - |
| | FTW-V P5 P5 - Anti-burglary triple glazed unit. Class P2A U-value of window 0.97 | £409 | £424 | £435 | £454 | £466 | £446 | £483 | £516 | £677 | £572 | £575 | £587 | £665 | £570 | £598 |

STANDARD FLASHING KITS FOR USE WITH TRIPLE GLAZED WINDOWS

| windows external dimensions [cm] | 55x78 | 55x98 | 55x118 | 66x98 | 66x118 | 78x98 | 78x118 | 78x140 | 78x160 | 94x118 | 94x140 | 114x118 | 114x140 | 134x98 | 94x160 |
|---|-------|-------|--------|-------|--------|-------|--------|--------|--------|--------|--------|---------|---------|--------|--------|
| size symbol | 01 | 02 | 16 | 03 | 04 | 05 | 06 | 07 | 13 | 08 | 09 | 10 | 11 | 12 | 80 |
| EZV-A for interlocking tiles up to 45mm profile | £55 | £56 | £64 | £63 | £66 | £66 | £68 | £71 | £88 | £76 | £79 | £78 | £88 | £83 | £86 |
| ELV for non-interlocking slate up to 10mm thick | £55 | £56 | £64 | £63 | £66 | £66 | £68 | £71 | £88 | £76 | £79 | £78 | £88 | £83 | £86 |
| EPV for plain tiles up to 16mm thick | £55 | £56 | £64 | £63 | £66 | £66 | £68 | £71 | £88 | £76 | £79 | £78 | £88 | £83 | £86 |
| EHN-A for interlocking tiles up to 90mm profile | £65 | £66 | £70 | £75 | £75 | £75 | £78 | £83 | £93 | £88 | £92 | £92 | £101 | £98 | £96 |

**FULL FLASHING KIT
SELECTION**
page 32-35

**BLINDS
& ACCESSORIES**
pages 40-45

* ALL WINDOWS AVAILABLE IN NON VENTED ON REQUEST

WINDOWS WITH HIGHLY ENERGY-EFFICIENT TRIPLE GLAZING


IN WHITE POLYURETHANE AND PVC FINISH

- Top hung and pivot windows come with two independent opening mechanisms.
- The sash can be opened outwards from the top and via centre pivot.
- Traditional centre pivot operation.
- Windows equipped with highly energy-efficient double chamber glazing unit and internal glass laminated, anti-burglary class P2A. The window is particularly recommended for buildings where special emphasis is put on thermal energy savings.
- Ideal for bathrooms, wetrooms, kitchens and environments with increased humidity.



FPU-V
preSelect
FTU-V

- High quality close-grain vacuum - impregnated pine guaranteed to be knot-free, finished with white polyurethane paint.
- V40P automatic air vent to prevent unnecessary heat loss.



PPP-V
preSelect
PTP-V

- PVC profile with steel reinforcement for a smooth, wipe clean finish.
- Available in white, golden oak or natural pine veneer finishes.
- V35 air inlet.

WINDOWS WITH HIGHLY ENERGY-EFFICIENT TRIPLE GLAZING IN NATURAL PINE IN WHITE POLYURETHANE AND PVC FINISH

| windows external dimensions [cm] | | 55x78 | 55x98 | 55x118 | 66x98 | 66x118 | 78x98 | 78x118 | 78x140 | 78x160 | 94x118 | 94x140 | 114x118 | 114x140 | 134x98 | 94x160 |
|--|---|-------|-------|--------|-------|--------|-------|--------|--------|--------|--------|--------|---------|---------|--------|--------|
| effective glazing area [m ²] | | 0.21 | 0.29 | 0.37 | 0.38 | 0.47 | 0.47 | 0.59 | 0.72 | 0.82 | 0.75 | 0.92 | 0.95 | 1.16 | 0.92 | 0.75 |
| size symbol | | 01 | 02 | 16 | 03 | 04 | 05 | 06 | 07 | 13 | 08 | 09 | 10 | 11 | 12 | 80 |
| WHITE POLYURETHANE | FPU-V P5 preSelect P5 - Anti-burglary triple glazed unit. Class P2A U-value of window 0.97 | - | £719 | - | £719 | £745 | £745 | £780 | £836 | - | £871 | £923 | - | - | - | - |
| | FTU-V P5 P5 - Anti-burglary triple glazed unit. Class P2A U-value of window 0.97 | £471 | £488 | £502 | £525 | £541 | £516 | £562 | £604 | £768 | £672 | £678 | £692 | £806 | £671 | £706 |
| PVC | PPP-V P5 preSelect P5 - Anti-burglary triple glazed unit. Class P2A U-value of window 1.1 | - | £794 | - | £794 | £843 | £843 | £910 | £977 | - | - | - | - | - | - | - |
| | PTP-V P5 P5 - Anti-burglary triple glazed unit. Class P2A U-value of window 1.1 | £494 | £530 | £550 | £550 | £592 | £592 | £638 | £720 | - | £730 | £760 | - | - | - | - |

STANDARD FLASHING KITS FOR USE WITH TRIPLE GLAZED WINDOWS

| windows external dimensions [cm] | 55x78 | 55x98 | 55x118 | 66x98 | 66x118 | 78x98 | 78x118 | 78x140 | 78x160 | 94x118 | 94x140 | 114x118 | 114x140 | 134x98 | 94x160 |
|---|-------|-------|--------|-------|--------|-------|--------|--------|--------|--------|--------|---------|---------|--------|--------|
| size symbol | 01 | 02 | 16 | 03 | 04 | 05 | 06 | 07 | 13 | 08 | 09 | 10 | 11 | 12 | 80 |
| EZV-A for interlocking tiles up to 45mm profile | £55 | £56 | £64 | £63 | £66 | £66 | £68 | £71 | £88 | £76 | £79 | £78 | £88 | £83 | £86 |
| ELV for non-interlocking slate up to 10mm thick | £55 | £56 | £64 | £63 | £66 | £66 | £68 | £71 | £88 | £76 | £79 | £78 | £88 | £83 | £86 |
| EPV for plain tiles up to 16mm thick | £55 | £56 | £64 | £63 | £66 | £66 | £68 | £71 | £88 | £76 | £79 | £78 | £88 | £83 | £86 |
| EHN-A for interlocking tiles up to 90mm profile | £65 | £66 | £70 | £75 | £75 | £75 | £78 | £83 | £93 | £88 | £92 | £92 | £101 | £98 | £96 |

**FULL FLASHING KIT
SELECTION**
page 32-35

**BLINDS
& ACCESSORIES**
pages 40-45

* ALL WINDOWS AVAILABLE IN NON VENTED ON REQUEST

WINDOWS WITH ELECTRIC Z-WAVE CONTROL

IN NATURAL PINE AND WHITE ACRYLIC FINISH

- Traditional centre pivot operation.
- Electrically operated pivot roof windows equipped with the Z-Wave system as standard.
- Integrated window control mechanism (actuator and power supply) is situated under an aesthetic aluminium cover fitted in the lower part of the frame.
- Actuator with a reach of 24 cm makes it possible to open and close the sash.
- Built-in ZRD rain sensor automatically initiates the sash closing function when the first rain drops appear.
- Suitable for pitches from 15-90°.



**FTP-V
Z-Wave**

- High quality close-grain vacuum - impregnated pine guaranteed to be knot-free, finished with natural acrylic lacquer.
- V40P automatic air vent to prevent unnecessary heat loss.



**FTW-V
Z-Wave**

- High quality close-grain vacuum - impregnated pine guaranteed to be knot-free, finished with white acrylic paint.
- V40P automatic air vent to prevent unnecessary heat loss.

WINDOWS WITH ELECTRIC Z-WAVE CONTROL IN NATURAL PINE AND WHITE ACRYLIC FINISH

| windows external dimensions [cm] | | 55x78 | 55x98 | 55x118 | 66x98 | 66x118 | 78x98 | 78x118 | 78x140 | 78x160 | 94x118 | 94x140 | 114x118 | 114x140 | 134x98 | 94x160 |
|----------------------------------|---|-------|-------|--------|-------|--------|-------|--------|--------|--------|--------|--------|---------|---------|--------|--------|
| effective glazing area [m²] | | 0.21 | 0.29 | 0.37 | 0.38 | 0.47 | 0.47 | 0.59 | 0.72 | 0.82 | 0.75 | 0.92 | 0.95 | 1.16 | 0.92 | 0.75 |
| size symbol | | 01 | 02 | 16 | 03 | 04 | 05 | 06 | 07 | 13 | 08 | 09 | 10 | 11 | 12 | 80 |
| NATURAL PINE | FTP-V P2 Z-Wave P2 - Safety double glazed unit. Toughened outer pane. Laminated inner pane. U-value of window 1.3 | £554 | £569 | £580 | £601 | £611 | £591 | £628 | £661 | £784 | £714 | £720 | £732 | £792 | £715 | £743 |
| | FTP-V P5 Z-Wave P5 - Anti-burglary triple glazed unit. Class P2A U-value of window 0.97 | £719 | £734 | £745 | £763 | £776 | £756 | £793 | £826 | - | £878 | £885 | - | - | - | - |
| WHITE ACRYLIC | FTW-V P2 Z-Wave P2 - Safety double glazed unit. Toughened outer pane. Laminated inner pane. U-value of window 1.3 | £554 | £569 | £580 | £607 | £611 | £591 | £628 | £661 | £792 | £721 | £720 | £732 | £800 | £715 | £743 |
| | FTW-V P5 Z-Wave P5 - Anti-burglary triple glazed unit. Class P2A U-value of window 0.97 | £719 | £734 | £745 | £763 | £776 | £756 | £793 | £826 | - | £878 | £885 | - | - | - | - |

STANDARD FLASHING KITS FOR USE WITH Z-WAVE ELECTRIC WINDOWS

| windows external dimensions [cm] | 55x78 | 55x98 | 55x118 | 66x98 | 66x118 | 78x98 | 78x118 | 78x140 | 78x160 | 94x118 | 94x140 | 114x118 | 114x140 | 134x98 | 94x160 |
|---|-------|-------|--------|-------|--------|-------|--------|--------|--------|--------|--------|---------|---------|--------|--------|
| size symbol | 01 | 02 | 16 | 03 | 04 | 05 | 06 | 07 | 13 | 08 | 09 | 10 | 11 | 12 | 80 |
| EZV-A for interlocking tiles up to 45mm profile | £55 | £56 | £64 | £63 | £66 | £66 | £68 | £71 | £88 | £76 | £79 | £78 | £88 | £83 | £86 |
| ELV for non-interlocking slate up to 10mm thick | £55 | £56 | £64 | £63 | £66 | £66 | £68 | £71 | £88 | £76 | £79 | £78 | £88 | £83 | £86 |
| EPV for plain tiles up to 16mm thick | £55 | £56 | £64 | £63 | £66 | £66 | £68 | £71 | £88 | £76 | £79 | £78 | £88 | £83 | £86 |
| EHN-A for interlocking tiles up to 90mm profile | £65 | £66 | £70 | £75 | £75 | £75 | £78 | £83 | £93 | £88 | £92 | £92 | £101 | £98 | £96 |

**FULL FLASHING KIT
SELECTION**
page 32-35

**BLINDS
& ACCESSORIES**
pages 40-45

* ALL WINDOWS AVAILABLE IN NON VENTED ON REQUEST

WINDOWS WITH ELECTRIC Z-WAVE CONTROL

IN WHITE POLYURETHANE AND PVC FINISH

- Traditional centre pivot operation.
- Electrically operated pivot roof windows equipped with the Z-Wave system as standard.
- Integrated window control mechanism (actuator and power supply) is situated under an aesthetic aluminium cover fitted in the lower part of the frame.
- Actuator with a reach of 24 cm makes it possible to open and close the sash.
- Built-in ZRD rain sensor automatically initiates the sash closing function when the first rain drops appear.
- Suitable for pitches from 15-90°.



FTU-V
Z-Wave

- High quality close-grain vacuum - impregnated pine guaranteed to be knot-free, finished with white polyurethane paint.
- V40P automatic air vent to prevent unnecessary heat loss.



PTP-V
Z-Wave

- PVC profile with steel reinforcement for a smooth, wipe clean finish.
- Available in white, golden oak or natural pine veneer finishes.
- V35 air inlet.

WINDOWS WITH ELECTRIC Z-WAVE CONTROL IN WHITE POLYURETHANE AND PVC FINISH

| windows external dimensions [cm] | | 55x78 | 55x98 | 55x118 | 66x98 | 66x118 | 78x98 | 78x118 | 78x140 | 78x160 | 94x118 | 94x140 | 114x118 | 114x140 | 134x98 | 94x160 |
|--|---|-------|-------|--------|-------|--------|-------|--------|--------|--------|--------|--------|---------|---------|--------|--------|
| effective glazing area [m ²] | | 0.21 | 0.29 | 0.37 | 0.38 | 0.47 | 0.47 | 0.59 | 0.72 | 0.82 | 0.75 | 0.92 | 0.95 | 1.16 | 0.92 | 0.75 |
| size symbol | | 01 | 02 | 16 | 03 | 04 | 05 | 06 | 07 | 13 | 08 | 09 | 10 | 11 | 12 | 80 |
| WHITE POLYURETHANE | FTU-V P2 Z-Wave P2 - Safety double glazed unit. Toughened outer pane. Laminated inner pane. U-value of window 1.3 | £616 | £633 | £647 | £670 | £686 | £661 | £707 | £749 | £55,00 | £804 | £823 | £837 | £866 | £816 | £851 |
| | FTU-V P5 Z-Wave P5 - Anti-burglary triple glazed unit. Class P2A U-value of window 0.97 | £781 | £798 | £812 | £835 | £851 | £826 | £872 | £914 | - | £969 | £988 | - | - | - | - |
| PVC | PTP-V P2 Z-Wave P2 - Safety double glazed unit. Toughened outer pane. Laminated inner pane. U-value of window 1.3 | £659 | £675 | £685 | £690 | £700 | £700 | £726 | £773 | £814 | £778 | £958 | £973 | £994 | £963 | £865 |
| | PTP-V P5 Z-Wave P5 - Anti-burglary triple glazed unit. Class P2A U-value of window 1.1 | £857 | £878 | £891 | £898 | £932 | £932 | £973 | - | - | - | - | - | - | - | - |

STANDARD FLASHING KITS FOR USE WITH Z-WAVE ELECTRIC WINDOWS

| windows external dimensions [cm] | 55x78 | 55x98 | 55x118 | 66x98 | 66x118 | 78x98 | 78x118 | 78x140 | 78x160 | 94x118 | 94x140 | 114x118 | 114x140 | 134x98 | 94x160 |
|---|-------|-------|--------|-------|--------|-------|--------|--------|--------|--------|--------|---------|---------|--------|--------|
| size symbol | 01 | 02 | 16 | 03 | 04 | 05 | 06 | 07 | 13 | 08 | 09 | 10 | 11 | 12 | 80 |
| EZV-A for interlocking tiles up to 45mm profile | £55 | £56 | £64 | £63 | £66 | £66 | £68 | £71 | £88 | £76 | £79 | £78 | £88 | £83 | £86 |
| ELV for non-interlocking slate up to 10mm thick | £55 | £56 | £64 | £63 | £66 | £66 | £68 | £71 | £88 | £76 | £79 | £78 | £88 | £83 | £86 |
| EPV for plain tiles up to 16mm thick | £55 | £56 | £64 | £63 | £66 | £66 | £68 | £71 | £88 | £76 | £79 | £78 | £88 | £83 | £86 |
| EHN-A for interlocking tiles up to 90mm profile | £65 | £66 | £70 | £75 | £75 | £75 | £78 | £83 | £93 | £88 | £92 | £92 | £101 | £98 | £96 |

FULL FLASHING KIT
SELECTION
page 32-35

BLINDS
& ACCESSORIES
pages 40-45

* ALL WINDOWS AVAILABLE IN NON VENTED ON REQUEST



► Z-WAVE ELECTRICAL CONTROL ELEMENTS

Z-Wave - radio control - each window comes complete with a ZRH12 remote control and rain sensor and allows the operation of both internal and external accessories. A weather module can also be fitted to the system if required. The Z-Wave window is compatible with similar z-wave products and can be linked to a home intelligence system.

A bridge module allows the user to operate roof windows and both internal and external accessories by means of another control system. The range of Z-Wave products also includes external accessories in the solar version which are excellent solution to be applied in places where providing power supply is problematic.



ZWS 12 ZWS 230

£273

£303

ZWS 12 ZWS 230

- Z-Wave motor used for operating windows (controller and ZZ60 power supply have to be bought separately).



£111

ZRW7

- Z-Wave wall keyboard control can operate up to 12 of FAKRO Z-Wave devices in each of the seven groups.



£106

ZRH12

- Designed for all FAKRO Z-Wave devices, also in the SOLAR version. This can control up to 12 devices in 12 groups using an ergonomic joystick.



£141

ZWL 1

- Button and radio module installed in flush mounted box, used for remote control of single Z-Wave receiver or in groups.



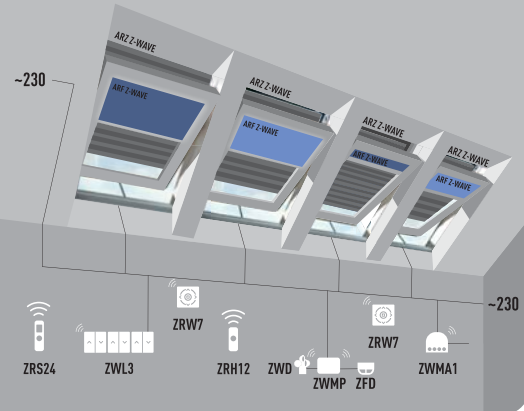
£141

ZWL 2

- Button and radio module installed in flush mounted box, used for remote control of two Z-Wave receiver or two groups of FAKRO Z-Wave devices.

FOR FURTHER ADVICE ON ELECTRICAL COMPONENTS PLEASE REFER TO THE FOLLOWING LINK
FAKRO.CO.UK/INSTALLINGELECTRICBLINDS

SAMPLE USE OF FAKRO Z-WAVE PRODUCTS



The Z-Wave roof windows are connected to 230V AC. A remote control with an ergonomic joystick operates windows individually or simultaneously. Wall keyboards and radio switches act as additional controllers. Detectors close windows when it starts raining. Weather module in cooperation with wind and smoke detectors are responsible for the safety of the building. Internal and external accessories are connected to Z-Wave windows that are factory equipped with electrical wiring. Shutters are assigned to a remote control and wall switch.

An advanced controller with a display triggers scenes. Another system (eg emergency) manages windows in cooperation with a bridge module.



ZZ 60 **ZZ 60H**

£104

£104

ZZ 60
ZZ 60H

- Impulse power supply 15VDC to power electric receivers (available in hermetic casing ZZ60h)



£94

ZWMA 1

- A Z-Wave adaption module used to control one receiver separately or in groups by use of wall button or other control system (230V AC).



£187

ZWMA4

- Z-Wave adaptation module used to control up to four receivers separately or in groups by the use of wall button or other control system (230V AC).



£144

ZWMP

- Weather module used to control Z-Wave receivers by the use of rain sensor ZRD, wind sensor ZWD or smoke sensor ZFD.



£81

ZRD

- Sensor in co-operation with ZWMP module, in case of rainfall ensures automatic closing of Z-Wave windows.



£65

ZWD

- Sensor in co-operation with ZWMP module, in case of strong gusts of wind automatically closes Z-Wave windows.



£90

ZFD


- Sensor in co-operation with ZWMP module, in case of detecting visible smoke, automatically opens Z-Wave windows.



▶ HIGH ENERGY-EFFICIENT PIVOT WINDOWS

IN NATURAL PINE

- Pivot windows featuring a specialist and innovatory design.
- Windows turn through 180° to clean outer pane within the room.
- Operating handle in the base of the sash for ease of use.
- Suitable for pitches from 15° - 70°.




**FTT U8
Thermo**

- High quality close-grain vacuum - impregnated pine guaranteed to be knot-free, finished with natural acrylic lacquer.
- Quadruple glazed and fivefold seal airtight construction.
- Supplied complete with thermal flashing and XDK insulation kit.



FTT U6

- High quality close-grain vacuum - impregnated pine guaranteed to be knot-free, finished with natural acrylic lacquer.
- Triple glazed and fivefold seals.



FTT R3

- High quality close-grain vacuum - impregnated pine guaranteed to be knot-free, finished with natural acrylic lacquer.
- Triple glazed and fivefold seals.
- Sound reduction glazing unit (Rw =42dB).

HIGHLY ENERGY - EFFICIENT WINDOWS NON VENTED - NATURAL PINE

| windows external dimensions [cm] | | 55x78 | 55x98 | 55x118 | 66x98 | 66x118 | 78x98 | 78x118 | 78x140 | 78x160 | 94x118 | 94x140 | 114x118 | 114x140 | 134x98 | 94x160 |
|--|---|-------|-------|--------|-------|--------|-------|--------|--------|--------|--------|--------|---------|---------|--------|--------|
| effective glazing area [m ²] | | 0.21 | 0.29 | 0.37 | 0.38 | 0.47 | 0.47 | 0.59 | 0.72 | 0.82 | 0.75 | 0.92 | 0.95 | 1.16 | 0.92 | 0.75 |
| size symbol | | 01 | 02 | 16 | 03 | 04 | 05 | 06 | 07 | 13 | 08 | 09 | 10 | 11 | 12 | 80 |
| NATURAL PINE | FTT U8 Thermo U8 - Passive quadruple glazed unit. U-value of window 0.58* | - | £1016 | £1067 | £1081 | £1134 | £1142 | £1271 | £1406 | £1634 | £1464 | £1510 | £1524 | £1712 | £1552 | £1852 |
| | FTT U6 U6 - High energy efficient triple glazed unit. U-value of window 0.80 | - | £588 | £614 | £614 | £651 | £651 | £736 | £814 | £945 | £852 | £875 | £879 | £983 | £930 | £1073 |
| | FTT R3 R3 - Sound reducing triple glazed unit. U-value of window 0.81 | - | £616 | £648 | £648 | £688 | £684 | £775 | £860 | £999 | £902 | £926 | £932 | £1052 | £950 | £1138 |

*WINDOW U-VALUE WHEN INSTALLED WITH THERMAL FLASHING. PRICES AVAILABLE ON REQUEST FOR THERMAL FLASHINGS.

NOTE – WHEN ORDERING THE FTT U8 WINDOW PLEASE STATE THE FLASHING KIT TYPE REQUIRED AS THEY ARE INCLUSIVE WITH THIS WINDOW.

STANDARD FLASHING KITS FOR USE WITH FTT U6 & FTT R3 WINDOWS

| windows external dimensions [cm] | 55x78 | 55x98 | 55x118 | 66x98 | 66x118 | 78x98 | 78x118 | 78x140 | 78x160 | 94x118 | 94x140 | 114x118 | 114x140 | 134x98 | 94x160 |
|---|-------|-------|--------|-------|--------|-------|--------|--------|--------|--------|--------|---------|---------|--------|--------|
| size symbol | 01 | 02 | 16 | 03 | 04 | 05 | 06 | 07 | 13 | 08 | 09 | 10 | 11 | 12 | 80 |
| EZV-A for interlocking tiles up to 45mm profile | £55 | £56 | £64 | £63 | £66 | £66 | £68 | £71 | £88 | £76 | £79 | £78 | £88 | £83 | £86 |
| ELV for non-interlocking slate up to 10mm thick | £55 | £56 | £64 | £63 | £66 | £66 | £68 | £71 | £88 | £76 | £79 | £78 | £88 | £83 | £86 |
| EPV for plain tiles up to 16mm thick | £55 | £56 | £64 | £63 | £66 | £66 | £68 | £71 | £88 | £76 | £79 | £78 | £88 | £83 | £86 |
| EHN-A for interlocking tiles up to 90mm profile | £65 | £66 | £70 | £75 | £75 | £75 | £78 | £83 | £93 | £88 | £92 | £92 | £101 | £98 | £96 |

**FULL FLASHING KIT
SELECTION**
page 32-35

**BLINDS
& ACCESSORIES**
pages 40-45

**THERMO INSULATED FLASHING KITS ARE AVAILABLE FOR USE WITH THE FTT U6 & R3 WINDOWS.
SEE PAGE 32-33 FOR DETAILS**



HIGH ENERGY EFFICIENT PIVOT WINDOWS

IN WHITE ACRYLIC AND WHITE POLYURETHANE FINISH

- Pivot windows featuring a specialist and innovatory design.
- Windows turn through 180° to clean outer pane within the room.
- Operating handle in the base of the sash for ease of use.
- Suitable for pitches from 15° - 70°.



FTT/W U8 Thermo
FTT/U U8 Thermo



FTT/W U6
FTT/U U6



FTT/W R3
FTT/U R3

- High quality close-grain vacuum - impregnated pine guaranteed to be knot-free, finished with white acrylic paint or white polyurethane varnish.
- Quadruple glazed and fivefold seal airtight construction.
- Supplied complete with thermal flashing and XDK insulation kit.

- High quality close-grain vacuum - impregnated pine guaranteed to be knot-free, finished with white acrylic paint or white polyurethane varnish.
- Triple glazed and fivefold seals.

- High quality close-grain vacuum - impregnated pine guaranteed to be knot-free, finished with white acrylic paint or white polyurethane varnish.
- Triple glazed and fivefold seals.
- Sound reduction glazing unit (Rw =42dB).

HIGHLY ENERGY - EFFICIENT WINDOWS NON VENTED - WHITE ACRYLIC AND WHITE POLYURETHANE FINISH

| windows external dimensions [cm] | | 55x78 | 55x98 | 55x118 | 66x98 | 66x118 | 78x98 | 78x118 | 78x140 | 78x160 | 94x118 | 94x140 | 114x118 | 114x140 | 134x98 | 94x160 |
|--|---|-------|-------|--------|-------|--------|-------|--------|--------|--------|--------|--------|---------|---------|--------|--------|
| effective glazing area [m ²] | | 0.21 | 0.29 | 0.37 | 0.38 | 0.47 | 0.47 | 0.59 | 0.72 | 0.82 | 0.75 | 0.92 | 0.95 | 1.16 | 0.92 | 0.75 |
| size symbol | | 01 | 02 | 16 | 03 | 04 | 05 | 06 | 07 | 13 | 08 | 09 | 10 | 11 | 12 | 80 |
| WHITE ACRYLIC | FTT/W U8 Thermo U8 - Passive quadruple glazed unit. U-value of window 0.58* | - | £1049 | £1102 | £1114 | £1169 | £1178 | £1310 | £1448 | £1685 | £1510 | £1556 | £1569 | £1763 | £1595 | £1907 |
| | FTT/W U6 U6 - High energy efficient triple glazed unit. U-value of window 0.80 | - | £588 | £614 | £614 | £651 | £651 | £736 | £814 | £945 | £852 | £875 | £879 | £983 | £930 | £1073 |
| | FTT/W R3 R3 - Sound reducing triple glazed unit. U-value of window 0.81 | - | £616 | £648 | £648 | £688 | £684 | £775 | £860 | £999 | £902 | £926 | £932 | £1052 | £950 | £1138 |
| WHITE POLYURETHANE | FTT/U U8 Thermo U8 - Passive quadruple glazed unit. U-value of window 0.58* | - | £1089 | £1151 | £1157 | £1220 | £1226 | £1365 | £1512 | £1748 | £1576 | £1627 | £1644 | £1835 | £1668 | £1985 |
| | FTT/U U6 U6 - High energy efficient triple glazed unit. U-value of window 0.80 | - | £645 | £673 | £673 | £712 | £712 | £810 | £893 | £1038 | £933 | £961 | £967 | £1093 | £989 | £1181 |
| | FTT/U R3 R3 - Sound reducing triple glazed unit. U-value of window 0.81 | - | £680 | £712 | £712 | £756 | £756 | £852 | £960 | £1099 | £991 | £1018 | £1025 | £1158 | £1045 | £1252 |

*WINDOW U-VALUE WHEN INSTALLED WITH THERMAL FLASHING. PRICES AVAILABLE ON REQUEST FOR THERMAL FLASHINGS.

NOTE – WHEN ORDERING THE FTT U8 WINDOW PLEASE STATE THE FLASHING KIT TYPE REQUIRED AS THEY ARE INCLUSIVE WITH THIS WINDOW.

STANDARD FLASHING KITS FOR USE WITH FTT U6 & FTT R3 WINDOWS

| windows external dimensions [cm] | 55x78 | 55x98 | 55x118 | 66x98 | 66x118 | 78x98 | 78x118 | 78x140 | 78x160 | 94x118 | 94x140 | 114x118 | 114x140 | 134x98 | 94x160 |
|---|-------|-------|--------|-------|--------|-------|--------|--------|--------|--------|--------|---------|---------|--------|--------|
| size symbol | 01 | 02 | 16 | 03 | 04 | 05 | 06 | 07 | 13 | 08 | 09 | 10 | 11 | 12 | 80 |
| EZV-A for interlocking tiles up to 45mm profile | £55 | £56 | £64 | £63 | £66 | £66 | £68 | £71 | £88 | £76 | £79 | £78 | £88 | £83 | £86 |
| ELV for non-interlocking slate up to 10mm thick | £55 | £56 | £64 | £63 | £66 | £66 | £68 | £71 | £88 | £76 | £79 | £78 | £88 | £83 | £86 |
| EPV for plain tiles up to 16mm thick | £55 | £56 | £64 | £63 | £66 | £66 | £68 | £71 | £88 | £76 | £79 | £78 | £88 | £83 | £86 |
| EHN-A for interlocking tiles up to 90mm profile | £65 | £66 | £70 | £75 | £75 | £75 | £78 | £83 | £93 | £88 | £92 | £92 | £101 | £98 | £96 |

**FULL FLASHING KIT
SELECTION**
page 32-35

**BLINDS
& ACCESSORIES**
pages 40-45

**THERMO INSULATED FLASHING KITS ARE AVAILABLE FOR USE WITH THE FTT U6 & R3 WINDOWS.
SEE PAGE 32-33 FOR DETAILS**



▶ WINDOWS WITH RAISED AXIS OF ROTATION – HIGH PIVOT proSky

IN NATURAL PINE, WHITE POLYURETHANE AND PVC FINISH

- Richly equipped pivot window with axis of rotation situated above the centre of the window, this gives more head space.
- The sash can be rotated through 160° and locked allowing safe and easy cleaning of the outer pane.
- Suitable for pitches from 20° - 65°.



FYP-V
proSky

- High quality close-grain vacuum - impregnated pine guaranteed to be knot-free, finished with natural acrylic lacquer.
- V40P automatic air vent to prevent unnecessary heat loss.



FYW-V
proSky
FYU-V
proSky

- High quality close-grain vacuum - impregnated pine guaranteed to be knot-free, finished with white acrylic paint other white polyurethane paint.
- V40P automatic air vent to prevent unnecessary heat loss.

WINDOWS WITH RAISED AXIS OF ROTATION – HIGH PIVOT proSky

| windows external dimensions [cm] | | 78x160 | 78x180 | 78x206 | 94x160 | 94x180 | 94x206 |
|--|---|--------|--------|--------|--------|--------|--------|
| effective glazing area [m ²] | | 0.85 | 0.92 | 1.19 | 1.07 | 1.22 | 1.46 |
| size symbol | | 13 | 40 | 42 | 80 | 41 | 43 |
| NATURAL PINE | FYP-V P2 proSky P2 - Safety double glazed unit. Toughened outer pane. Laminated inner pane. U-value of window 1.3 | £630 | £689 | £756 | £714 | £777 | £842 |
| | FYP-V P5 proSky P5 - Anti-burglary triple glazed unit. Class P2A U-value of window 0.97 | £943 | £1040 | £1126 | - | £1178 | - |
| WHITE ACRYLIC | FYW-V P2 proSky P2 - Safety double glazed unit. Toughened outer pane. Laminated inner pane. U-value of window 1.3 | £697 | £772 | £835 | £781 | £878 | £964 |
| | FYW-V P5 proSky P5 - Anti-burglary triple glazed unit. Class P2A U-value of window 0.97 | £985 | £1114 | £1222 | - | £1265 | - |
| WHITE POLYURETHANE | FYU-V P2 proSky P2 - Safety double glazed unit. Toughened outer pane. Laminated inner pane. U-value of window 1.3 | £718 | £781 | £851 | £809 | £905 | £991 |
| | FYU-V P5 proSky P5 - Anti-burglary triple glazed unit. Class P2A U-value of window 0.97 | £1019 | £1136 | £1243 | - | £1285 | - |

FOR USE WITH HIGH PIVOT proSky WINDOWS

| windows external dimensions [cm] | 78x160 | 78x180 | 78x206 | 94x160 | 94x180 | 94x206 |
|---|--------|--------|--------|--------|--------|--------|
| size symbol | 13 | 40 | 42 | 80 | 41 | 43 |
| EZV-A for interlocking tiles up to 45mm profile | £74 | £78 | £77 | £82 | £86 | £130 |
| ELV for non-interlocking slate up to 10mm thick | £74 | £78 | £77 | £82 | £86 | £130 |
| EPV for plain tiles up to 16mm thick | £74 | £78 | £77 | £82 | £86 | £130 |
| EHN-A for interlocking tiles up to 90mm profile | £95 | £118 | £134 | £97 | £137 | £150 |

FULL FLASHING KIT
SELECTION
page 32-35

BLINDS
& ACCESSORIES
pages 40-45


* ALL WINDOWS AVAILABLE IN NON VENTED ON REQUEST



WINDOWS WITH RAISED AXIS OF ROTATION – HIGH PIVOT Duet proSky

IN NATURAL PINE AND WHITE POLYURETHANE FINISH

- The upper sash is opened like a pivot window but its axis of rotation is situated above the centre of the window, this gives more head space.
- A duet proSky window eliminates the need for traditional vertical combinations, hence offering a greater illumination area.
- The sash can be rotated through 160° and locked allowing safe and easy cleaning of the outer pane.
- Suitable for pitches from 25° - 65°.



FDY-V
Duet proSky

- High quality close-grain vacuum - impregnated pine guaranteed to be knot-free, finished with natural acrylic lacquer.
- V40P automatic air vent to prevent unnecessary heat loss.



FDY-V/U
Duet proSky

- High quality close-grain vacuum - impregnated pine guaranteed to be knot-free, finished with white acrylic paint or white polyurethane varnish.
- V40P automatic air vent to prevent unnecessary heat loss.

WINDOWS WITH RAISED AXIS OF ROTATION – HIGH PIVOT Duet proSky

| | | | | | | |
|----------------------------------|--------|---------|--------|--------|--------|--------|
| windows external dimensions [cm] | 78x206 | 78x235* | 78x255 | 94x206 | 94x235 | 94x255 |
| top sash dimensions [cm] | 78x160 | 78x160 | 78x160 | 94x160 | 94x160 | 94x160 |
| bottom sash dimensions [cm] | 78x50 | 78x78 | 78x98 | 94x50 | 94x78 | 94x98 |
| size symbol | CB | CC | CD | DB | DC | DD |

NATURAL PINE

FDY-V P2 Duet proSky

P2 - Safety double glazed unit. Toughened outer pane. Laminated inner pane. U-value of window 1.3

£887 £1031 1077,3 £956 £1098 £1147

WHITE POLY.

FDY-V/U P2 Duet proSky

P2 - Safety double glazed unit. Toughened outer pane. Laminated inner pane. U-value of window 1.3

£995 £1157 1199 £1050 £1210 £1264

FOR USE WITH Duet proSky WINDOWS

| | | | | | | |
|---|--------|---------|--------|--------|--------|--------|
| windows external dimensions [cm] | 78x206 | 78x235* | 78x255 | 94x206 | 94x235 | 94x255 |
| size symbol | CB | CC | CD | DB | DC | DD |
| EZV-A for interlocking tiles up to 45mm profile | £124 | £137 | £139 | £139 | £153 | £166 |
| ELV for non-interlocking slate up to 10mm thick | £124 | £137 | £139 | £139 | £153 | £166 |
| EPV for plain tiles up to 16mm thick | £124 | £137 | £139 | £139 | £153 | £166 |
| EHN-A for interlocking tiles up to 90mm profile | £137 | £147 | 149,1 | £155 | £172 | £187 |

FULL FLASHING KIT
SELECTION
page 32-35

BLINDS
& ACCESSORIES
pages 40-45

* ALL WINDOWS AVAILABLE IN NON VENTED ON REQUEST



L-SHAPED COMBINATION WINDOWS

IN NATURAL PINE

- Designed for installation in a vertical wall within the loft space (dwarf wall) to extend the roof window into the wall.
- Improved illumination of the room and enhanced field of view.
- Can be combined with roof windows of any design.
- The internal as well as external L-shaped windows' profiles match perfectly with the rest of FAKRO roof windows, creating the same decorative pattern.
- Wide range of additional accessories.
- Suitable for pitches from 15° - 55°.



BDR (right)
BDL (left)

- High quality close-grain vacuum - impregnated pine guaranteed to be knot-free, finished with natural acrylic lacquer.
- Can be opened in tilt and turn. The sash can be tilted up to 11cm and opened up to 90°. Both opening methods are performed using one handle situated on the side of the sash. This window type comes with a lock as standard.



BVP

- High quality close-grain vacuum - impregnated pine guaranteed to be knot-free, finished with natural acrylic lacquer.
- In tilt opening function. The sash can be tilted up to 11cm. Handle with a lock placed in the top part of the sash.



BXP

- High quality close-grain vacuum - impregnated pine guaranteed to be knot-free, finished with natural acrylic lacquer.
- Is non-opening.

L-SHAPED COMBINATION WINDOWS IN NATURAL PINE

| windows external dimensions [cm] | 78x60 | 78x75 | 78x95 | 78x115 | 78x137 | 94x75 | 94x95 | 114x75 | 114x95 |
|--|-------|-------|-------|--------|--------|-------|-------|--------|--------|
| effective glazing area [m ²] | 0.25 | 0.33 | 0.45 | 0.57 | 0.71 | 0.42 | 0.58 | 0.53 | 0.73 |
| size symbol | 33 | 81 | 82 | 83 | 84 | 85 | 86 | 89 | 90 |

- DOUBLE GLAZED

BDL P2, BDR P2
P2 - Safety double glazed unit. Toughened outer pane. Laminated inner pane. U-value of window 1.3

£503 £558 £604 £672 £743 £596 £662 - £715

BVP P2
P2 - Safety double glazed unit. Toughened outer pane. Laminated inner pane. U-value of window 1.3

£362 £380 £402 £452 £497 £422 £448 £449 £467

BXP P2
P2 - Safety double glazed unit. Toughened outer pane. Laminated inner pane. U-value of window 1.3

£295 £307 £319 £356 £386 £331 £347 £402 £444

- TRIPLE GLAZED

BDL P5, BDR P5
P5 - Anti-burglary triple glazed unit. Class P2A U-value of window 0.88

£712 £773 £844 £934 £1030 £836 £924 - £995

BVP P5
P5 - Anti-burglary triple glazed unit. Class P2A U-value of window 0.88

£596 £626 £657 £747 £808 £697 £727 £737 £758

BXP P5
P5 - Anti-burglary triple glazed unit. Class P2A U-value of window 0.88

£520 £545 £566 £636 £692 £596 £626 £687 £737

NATURAL PINE

STANDARD FLASHING KITS FOR L-SHAPED COMBINATION

| windows external dimensions [cm] | 78x98 | 78x118 | 78x140 | 94x118 | 94x140 | 114x118 | 114x140 | 134x98 |
|----------------------------------|-------|--------|--------|--------|--------|---------|---------|--------|
| size symbol | 05 | 06 | 07 | 08 | 09 | 10 | 11 | 12 |
| EUV-L/B for slate | £174 | £184 | £197 | £193 | £195 | £195 | £204 | £202 |
| EUV/B for tiles | £145 | £152 | £160 | £160 | £160 | £160 | £163 | £162 |



L-SHAPED COMBINATION WINDOWS

IN WHITE ACRYLIC AND WHITE POLYURETHANE FINISH

- Designed for installation in a vertical wall within the loft space (dwarf wall) to extend the roof window into the wall.
- Improved illumination of the room and enhanced field of view.
- Can be combined with roof windows of any design.
- The internal as well as external L-shaped windows' profiles match perfectly with the rest of FAKRO roof windows, creating the same decorative pattern.
- Wide range of additional accessories.
- Suitable for pitches from 15° - 55°.



BD_/W
BD_/U



BVW
BVU



BXW
BXU

- High quality close-grain vacuum - impregnated pine guaranteed to be knot-free, finished with white acrylic paint or white polyurethane varnish.
 - Can be opened in tilt and turn. The sash can be tilted up to 11cm and opened up to 90°. Both opening methods are performed using one handle situated on the side of the sash.
- This window type comes with a lock as standard.

- High quality close-grain vacuum - impregnated pine guaranteed to be knot-free, finished with white acrylic paint or white polyurethane varnish.
- In tilt opening function. The sash can be tilted up to 11cm. Handle with a lock placed in the top part of the sash.

- High quality close-grain vacuum - impregnated pine guaranteed to be knot-free, finished with white acrylic paint or white polyurethane varnish.
- Is non-opening.

L-SHAPED COMBINATION WINDOWS IN WHITE ACRYLIC AND WHITE POLYURETHANE FINISH

| windows external dimensions [cm] | 78x60 | 78x75 | 78x95 | 78x115 | 78x137 | 94x75 | 94x95 | 114x75 | 114x95 |
|----------------------------------|-------|-------|-------|--------|--------|-------|-------|--------|--------|
| effective glazing area [m²] | 0.25 | 0.33 | 0.45 | 0.57 | 0.71 | 0.42 | 0.58 | 0.53 | 0.73 |
| size symbol | 33 | 81 | 82 | 83 | 84 | 85 | 86 | 89 | 90 |

| WHITE ACRYLIC | - DOUBLE GLAZED | | | | | | | | | |
|--------------------|--|------|------|------|-------|-------|------|------|------|------|
| | BDL/W P2, BDR/W P2 P2 - Safety double glazed unit. Toughened outer pane. Laminated inner pane. U-value of window 1.3 | £533 | £586 | £636 | £711 | £780 | £624 | £692 | - | £747 |
| | BVW P2 P2 - Safety double glazed unit. Toughened outer pane. Laminated inner pane. U-value of window 1.3 | £415 | £426 | £449 | £503 | £551 | £471 | £497 | £497 | £513 |
| | BXW P2 P2 - Safety double glazed unit. Toughened outer pane. Laminated inner pane. U-value of window 1.3 | £333 | £348 | £364 | £409 | £439 | £379 | £392 | £455 | £500 |
| | - TRIPLE GLAZED | | | | | | | | | |
| | BDL/W P5, BDR/W P5 P5 - Anti-burglary triple glazed unit. Class P2A U-value of window 0.88 | £731 | - | £855 | £966 | £1054 | £855 | £932 | - | - |
| | BVW P5 P5 - Anti-burglary triple glazed unit. Class P2A U-value of window 0.88 | £636 | £662 | £707 | £788 | £869 | £737 | £788 | £778 | £808 |
| | BXW P5 P5 - Anti-burglary triple glazed unit. Class P2A U-value of window 0.88 | £556 | £586 | £616 | £687 | £747 | £636 | £667 | £737 | £788 |
| | - DOUBLE GLAZED | | | | | | | | | |
| | BDL/U P2, BDR/U P2 P2 - Safety double glazed unit. Toughened outer pane. Laminated inner pane. U-value of window 1.3 | £570 | £601 | £580 | £725 | £803 | £642 | £717 | - | £773 |
| WHITE POLYURETHANE | BVU P2 P2 - Safety double glazed unit. Toughened outer pane. Laminated inner pane. U-value of window 1.3 | £412 | £434 | £459 | £517 | £570 | £485 | £513 | £513 | £529 |
| | BXU P2 P2 - Safety double glazed unit. Toughened outer pane. Laminated inner pane. U-value of window 1.3 | £359 | £373 | £390 | £435 | £475 | £404 | £426 | £488 | £539 |
| | - TRIPLE GLAZED | | | | | | | | | |
| | BDL/U P5, BDR/U P5 P5 - Anti-burglary triple glazed unit. Class P2A U-value of window 0.88 | £759 | £790 | £780 | £1003 | £1100 | £889 | £986 | - | £990 |
| | BVU P5 P5 - Anti-burglary triple glazed unit. Class P2A U-value of window 0.88 | £646 | £687 | £727 | £818 | £899 | £758 | £808 | £808 | £828 |
| | BXU P5 P5 - Anti-burglary triple glazed unit. Class P2A U-value of window 0.88 | £576 | £606 | £612 | £707 | £773 | £657 | £697 | £758 | £818 |

FLASHING KITS FOR L-SHAPED COMBINATION WINDOWS EUV-L/B & EUV/B- SEE PAGE 26 FOR DETAILS



BALCONY WINDOW

IN NATURAL PINE AND WHITE POLYURETHANE FINISH

- The contemporary alternative to a dormer a far lower cost. The twin sash design has a lower element which opens to reveal built-in balustrades and an upper element which opens through 45° as a top hung window. When closed, balustrades are hidden below the window, the profile of which is undistinguishable from a standard Duet window. With no element above the roofline there is no risk of dirt accumulating.
- Use in combination with other roof windows using the K_/G flashing.
- Suitable for pitches: 35° - 55° FGH-V P2, 40° - 55° FGH-V P5.



**FGH-V
Galeria**

- High quality close-grain vacuum - impregnated pine guaranteed to be knot-free, finished with natural acrylic lacquer.
- V40P automatic air vent to prevent unnecessary heat loss.



**FGH-V/W
Galeria**

- High quality close-grain vacuum - impregnated pine guaranteed to be knot-free, finished with white acrylic paint.
- V40P automatic air vent to prevent unnecessary heat loss.



**FGH-V/U
Galeria**

- High quality close-grain vacuum - impregnated pine guaranteed to be knot-free, finished with white polyurethane varnish.
- V40P automatic air vent to prevent unnecessary heat loss.

BALCONY WINDOW

| | | | |
|----------------------------------|--------|--------|---------|
| windows external dimensions [cm] | 78x255 | 94x255 | 114x255 |
| top sash dimensions [cm] | 78x160 | 94x160 | 114x160 |
| bottom sash dimensions [cm] | 78x98 | 94x98 | 114x98 |
| size symbol | CD | DD | ED |

| | | | | |
|--------------------|--|-------|-------|-------|
| NATURAL PINE | FGH-V P2 Galeria P2 - Safety double glazed unit. Toughened outer pane. Laminated inner pane. U-value of window 1.5 | £2300 | £2300 | £2450 |
| | FGH-V P5 Galeria P5 - Anti-burglary triple glazed unit. Class P2A U-value of window 1.1 | £2750 | £2750 | - |
| WHITE ACRYLIC | FGH-V/W P2 Galeria P2 - Safety double glazed unit. Toughened outer pane. Laminated inner pane. U-value of window 1.5 | £2438 | £2438 | £2700 |
| | FGH-V/W P5 Galeria P5 - Anti-burglary triple glazed unit. Class P2A U-value of window 1.1 | £2872 | £2872 | - |
| WHITE POLYURETHANE | FGH-V/U P2 Galeria P2 - Safety double glazed unit. Toughened outer pane. Laminated inner pane. U-value of window 1.5 | £2448 | £2448 | £2900 |
| | FGH-V/U P5 Galeria P5 - Anti-burglary triple glazed unit. Class P2A U-value of window 1.1 | £2882 | £2882 | - |

THE PRICE SHOWN FOR THE BALCONY WINDOW INCLUDES SINGLE FLASHING KIT – PLEASE CHOOSE WHICH KIT IS REQUIRED AT THE TIME OF ORDER FROM THE TABLE IN RIGHT.

FLASHINGS FOR BALCONY WINDOW

| | | | |
|---|--------|--------|---------|
| windows external dimensions [cm] | 78x255 | 94x255 | 114x255 |
| size symbol | CD | DD | ED |
| EZV-A/G for interlocking tiles up to 45mm profile | ✓ | ✓ | ✓ |
| ELV/G for non-interlocking slate up to 10mm thick | ✓ | ✓ | ✓ |
| EPV/G for plain tiles up to 16mm thick | ✓ | ✓ | ✓ |
| EHN-A/G for interlocking tiles up to 90mm profile | ✓ | ✓ | ✓ |



- Flashings E___ / G are designed for balcony windows FGH-V Galeria. Flashings ensure a tight connection for the roof window in the roof slope. They are additionally marked with the letter G.
- Style flashing kits available:
 - ES/G* – for flat roof coverings up to 10mm thickness (2 x 5mm): roofing felt, shingles.
 - EHN-AT/G Thermo* - universal flashing with an additional thermal insulation designed for the majority of roof coverings up to 90mm profile depth.
- Conservation style flashing kits are available.

* prices available on request



CONSERVATION STYLE WINDOWS

IN NATURAL PINE, WHITE ACRYLIC AND WHITE POLYURETHANE FINISH

- The FAKRO window with a mullion bar is designed for historic or stylised buildings. Its characteristic feature is black vertical mullion bar in the middle of the glazing, cladding and flashing (colour RAL 9005) which suits traditional construction.
- By using FAKRO windows with a mullion bar we can keep the unique, historic character of the building from the outside and create a comfortable and modern interior. Windows with a mullion bar feature all advantages of FAKRO roof windows. They are available in standard sizes in the following versions: pivot windows, top hung and pivot windows and roof access windows.
- Kits include window, flashing & undercollar felt.

| windows external dimensions [cm] | 55x78 | 55x98 | 55x118 | 66x98 | 66x118 | 78x98 | 78x118 | 78x140 | 78x160 | 94x118 | 94x140 | 114x118 | 114x140 | 134x98 | 94x160 |
|--|-------|-------|--------|-------|--------|-------|--------|--------|--------|--------|--------|---------|---------|--------|--------|
| effective glazing area [m ²] | 0.21 | 0.29 | 0.37 | 0.38 | 0.47 | 0.47 | 0.59 | 0.72 | 0.82 | 0.75 | 0.92 | 0.95 | 1.16 | 0.92 | 0.75 |
| size symbol | 01 | 02 | 16 | 03 | 04 | 05 | 06 | 07 | 13 | 08 | 09 | 10 | 11 | 12 | 80 |

| NATURAL PINE | CENTRE PIVOT ROOF WINDOWS | | | | | | | | | | | | | | |
|--------------------|---|------|------|-------|-------|-------|-------|-------|-------|-------|-------|-------|-------|-------|-------------|
| | FTP-V/C P2 (V* Kit) P2 - Safety double glazed unit. Toughened outer pane. Laminated inner pane. U-value of window 1.3 | £414 | £426 | £442 | £473 | £491 | £497 | £517 | £558 | £699 | £618 | £640 | £654 | £717 | £652 £776 |
| | FTP-V/C P2 (J* Kit) P2 - Safety double glazed unit. Toughened outer pane. Laminated inner pane. U-value of window 1.3 | £436 | £484 | £502 | £507 | £555 | £545 | £584 | £629 | £742 | £654 | £699 | £727 | £768 | £732 £850 |
| | FTP-V/C P2 P2 - Safety double glazed unit. Toughened outer pane. Laminated inner pane. U-value of window 1.3 | £339 | £364 | £369 | £388 | £402 | £406 | £455 | £493 | £561 | £507 | £523 | £539 | £588 | £598 £632 |
| | FTP-V/C P5 P5 - Anti-burglary triple glazed unit. Class P2A U-value of window 0.97 | £562 | £606 | £636 | £638 | £673 | £675 | £752 | £850 | - | £865 | £901 | £934 | £1020 | £919 - |
| | FTP-V/C P2 Z-Wave P2 - Safety double glazed unit. Toughened outer pane. Laminated inner pane. U-value of window 1.3 | £729 | £770 | £808 | £810 | £871 | £883 | £944 | £974 | £1008 | £995 | £1022 | £1032 | £1079 | £1032 £1069 |
| WHITE ACRYLIC | FTP-V/C P5 Z-Wave P5 - Anti-burglary triple glazed unit. Class P2A U-value of window 0.97 | £818 | £859 | £907 | £911 | £960 | £972 | £1058 | £1115 | - | £1141 | - | - | - | - |
| | CENTRE PIVOT ROOF WINDOWS | | | | | | | | | | | | | | |
| | FTW-V/C P2 (V*Kit) P2 - Safety double glazed unit. Toughened outer pane. Laminated inner pane. U-value of window 1.3 | £418 | £426 | £442 | £477 | £491 | £500 | £517 | £572 | £705 | £624 | £644 | £661 | £719 | £652 £776 |
| | FTW-V/C P2 (J*Kit) P2 - Safety double glazed unit. Toughened outer pane. Laminated inner pane. U-value of window 1.3 | £453 | £483 | £501 | £525 | £554 | £566 | £583 | £628 | £763 | £677 | £722 | £745 | £785 | £731 £873 |
| | FTW-V/C P2 P2 - Safety double glazed unit. Toughened outer pane. Laminated inner pane. U-value of window 1.3 | £342 | £368 | £372 | £392 | £406 | £410 | £460 | £498 | £566 | £512 | £528 | £544 | £594 | £604 £638 |
| | FTW-V/C P5 P5 - Anti-burglary triple glazed unit. Class P2A U-value of window 0.97 | £525 | £556 | £594 | £596 | £628 | £630 | £702 | £795 | - | £808 | £842 | £842 | £952 | £858 - |
| WHITE POLYURETHANE | FTW-V/C P2 Z-Wave P2 - Safety double glazed unit. Toughened outer pane. Laminated inner pane. U-value of window 1.3 | £735 | £778 | £814 | £816 | £880 | £890 | £954 | £984 | £1018 | £1005 | £1032 | £1044 | £1090 | £1044 £1082 |
| | FTW-V/C P5 Z-Wave P5 - Anti-burglary triple glazed unit. Class P2A U-value of window 0.97 | £912 | £962 | £1012 | £1018 | £1072 | £1084 | £1182 | £1244 | - | £1274 | - | - | - | - |
| | CENTRE PIVOT ROOF WINDOWS | | | | | | | | | | | | | | |
| | FTU-V/C P2 P2 - Safety double glazed unit. Toughened outer pane. Laminated inner pane. U-value of window 1.3 | £424 | £460 | £488 | £488 | £495 | £502 | £550 | £638 | £714 | £655 | £682 | £704 | £746 | £690 £826 |
| PVC | FTU-V/C P5 P5 - Anti-burglary triple glazed unit. Class P2A U-value of window 0.97 | £612 | £666 | £690 | £698 | £714 | £736 | £806 | £930 | - | £946 | £990 | £1020 | £1092 | £998 - |
| | FTU-V/C P2 Z-Wave P2 - Safety double glazed unit. Toughened outer pane. Laminated inner pane. U-value of window 1.3 | £782 | £820 | £874 | £874 | £916 | £922 | £1005 | £1048 | £1094 | £1070 | £1108 | £1110 | £1165 | £1110 £1158 |
| | FTU-V/C P5 Z-Wave P5 - Anti-burglary triple glazed unit. Class P2A U-value of window 0.97 | £860 | £910 | £970 | £975 | £1020 | £1030 | £1120 | £1200 | - | £1220 | - | - | - | - |
| PVC | CENTRE PIVOT ROOF WINDOWS | | | | | | | | | | | | | | |
| | PTP-V/C P2 P2 - Safety double glazed unit. Toughened outer pane. Laminated inner pane. U-value of window 1.3 | £435 | £468 | £475 | £488 | £504 | £504 | £556 | £640 | £720 | £646 | £678 | £714 | £784 | £720 £856 |

* V-line - standard depth and ideal for tiles such as Double Roman.

J-line - 3cm deeper than standard depth - ideal for fitting window lower into the roof line.













FULL FLASHING KIT
SELECTION
pages 32-35
















BLINDS
& ACCESSORIES
pages 40-45

* ALL WINDOWS AVAILABLE IN NON VENTED ON REQUEST

CONSERVATION STYLE WINDOWS



| windows external dimensions [cm] | | 55x98 | 66x98 | 66x118 | 78x98 | 78x118 | 78x140 | 78x160 | 94x118 | 94x140 | 114x118 | 114x140 | 134x98 |
|--|---|---|---|---|---|---|---|---|---|---|---|---|---|
| effective glazing area [m ²] | |  |  |  |  |  |  |  |  |  |  |  |  |
| size symbol | | 02 | 03 | 04 | 05 | 06 | 07 | 13 | 08 | 09 | 10 | 11 | 12 |
| NATURAL PINE | TOP HUNG ROOF WINDOWS | | | | | | | | | | | | |
| | FPP-V/C P2 preSelect | £558 | £568 | £598 | £578 | £626 | £656 | £782 | £690 | £744 | £744 | £814 | £760 |
| | P2 - Safety double glazed unit. Toughened outer pane. Laminated inner pane. U-value of window 1.3 | | | | | | | | | | | | |
| WHITE ACRYLIC | FPP-V/C P5 preSelect | £810 | £842 | £865 | £842 | £906 | £980 | - | £1004 | £1080 | - | - | - |
| | P5 - Anti-burglary triple glazed unit. Class P2A U-value of window 0.97 | | | | | | | | | | | | |
| | TOP HUNG ROOF WINDOWS | | | | | | | | | | | | |
| WHITE POL. | FPW-V/C P2 preSelect | £558 | £568 | £598 | £578 | £626 | £656 | £782 | £690 | £744 | £744 | £814 | £760 |
| | P2 - Safety double glazed unit. Toughened outer pane. Laminated inner pane. U-value of window 1.3 | | | | | | | | | | | | |
| | FPW-V/C P5 preSelect | £848 | £888 | £908 | £882 | £950 | £1028 | - | £1054 | £1132 | - | - | - |
| | P5 - Anti-burglary triple glazed unit. Class P2A U-value of window 0.97 | | | | | | | | | | | | |
| PVC | TOP HUNG ROOF WINDOWS | | | | | | | | | | | | |
| | FPU-V/C P2 preSelect | £630 | £636 | £652 | £652 | £682 | £730 | £910 | £752 | £810 | £816 | £890 | £832 |
| | P2 - Safety double glazed unit. Toughened outer pane. Laminated inner pane. U-value of window 1.3 | | | | | | | | | | | | |
| PVC | PPP-V/C P2 preSelect | £785 | £794 | £840 | £840 | £898 | £976 | £1070 | £1044 | £1114 | £1114 | £1256 | - |
| | P2 - Safety double glazed unit. Toughened outer pane. Laminated inner pane. U-value of window 1.3 | | | | | | | | | | | | |
| | PPP-V/C P5 preSelect | £1032 | £1032 | £1092 | £1092 | £1192 | £1278 | - | - | - | - | - | - |
| | P5 - Anti-burglary triple glazed unit. Class P2A U-value of window 1.1 | | | | | | | | | | | | |

| windows external dimensions [cm] | | 55x78 | 55x98 | 55x118 | 66x98 | 66x118 | 78x98 | 78x118 | 78x140 | 78x160 | 94x118 | 94x140 | 114x118 | 114x140 | 134x98 | 94x160 |
|--|---|---|---|---|---|---|---|---|---|---|---|---|---|---|---|---|
| effective glazing area [m ²] | |  |  |  |  |  |  |  |  |  |  |  |  |  |  |  |
| size symbol | | 01 | 02 | 16 | 03 | 04 | 05 | 06 | 07 | 13 | 08 | 09 | 10 | 11 | 12 | 80 |
| NATURAL PINE | HIGHLY ENERGY - EFFICIENT WINDOWS NON-VENTED | | | | | | | | | | | | | | | |
| | FTT/C U6 | - | £702 | £730 | £730 | £775 | £783 | £879 | £967 | £1126 | £1014 | £1042 | £1051 | £1183 | £1073 | £1273 |
| | U6 - High energy-efficient triple glazed unit. U-value of window 0.80 | | | | | | | | | | | | | | | |
| WHITE POLYURETHANE | FTT/C U8 Thermo | - | £1197 | £1265 | £1269 | £1353 | £1360 | £1504 | £1660 | £1945 | £1739 | £1782 | £1792 | £2027 | £1850 | £2204 |
| | U8 - Passive quadruple glazed unit. U-value of window 0.58* | | | | | | | | | | | | | | | |
| | FTT/U/C U6 | - | £775 | £818 | £818 | £863 | £867 | £976 | £1082 | £1263 | £1137 | £1152 | £1180 | £1343 | £1203 | £1447 |
| | U6 - High energy-efficient triple glazed unit. U-value of window 0.80 | | | | | | | | | | | | | | | |
| WHITE POLYURETHANE | FTT/U/C U8 Thermo | - | £1426 | £1504 | £1504 | £1582 | £1582 | £1782 | £1982 | £2285 | £2062 | £2116 | £2116 | £2383 | £2173 | £2585 |
| | U8 - Passive quadruple glazed unit. U-value of window 0.58* | | | | | | | | | | | | | | | |

*WINDOW U-VALUE WHEN INSTALLED WITH THERMAL FLASHING
CONSERVATION WINDOWS FTT U6 & U8 DO NOT INCLUDE THE FLASHING KIT - PLEASE SELECT A SUITABLE FLASHING KIT

FULL FLASHING KIT
SELECTION
page 32-35

BLINDS
& ACCESSORIES
pages 40-45

* ALL WINDOWS AVAILABLE IN NON VENTED ON REQUEST



VERTICAL COMBINATION WINDOWS IN CONSERVATION STYLE

| windows external dimensions [cm] | 78x160 | 78x180 | 78x206 | 94x160 | 94x180 | 94x206 |
|--|--------|--------|--------|--------|--------|--------|
| effective glazing area [m ²] | 0.85 | 0.92 | 1.19 | 1.07 | 1.22 | 1.46 |
| size symbol | 13 | 40 | 42 | 80 | 41 | 43 |

| NATURAL PINE | WINDOWS WITH RAISED AXIS OF ROTATION – HIGH PIVOT proSky | | | | | |
|---|--|------|------|------|------|-------|
| FYP-V/C P2 proSky | | | | | | |
| P2 - Safety double glazed unit. Toughened outer pane. Laminated inner pane. U-value of window 1.3 | £704 | £764 | £832 | £798 | £870 | £948 |
| WHITE ACRYLIC | | | | | | |
| FYW-V/C P2 proSky | | | | | | |
| P2 - Safety double glazed unit. Toughened outer pane. Laminated inner pane. U-value of window 1.3 | £720 | £790 | £860 | £820 | £900 | £980 |
| WHITE POL. | | | | | | |
| FYU-V/C P2 proSky | | | | | | |
| P2 - Safety double glazed unit. Toughened outer pane. Laminated inner pane. U-value of window 1.3 | £750 | £810 | £890 | £860 | £930 | £1020 |

| windows external dimensions [cm] | 78x206 | 78x235* | 78x255 | 94x206 | 94x235 | 94x255 |
|----------------------------------|--------|---------|--------|--------|--------|--------|
| top sash dimensions [cm] | 78x160 | 78x160 | 78x160 | 94x160 | 94x160 | 94x160 |
| bottom sash dimensions [cm] | 78x50 | 78x78 | 78x98 | 94x50 | 94x78 | 94x98 |
| size symbol | CB | CC | CD | DB | DC | DD |

| NATURAL PINE | WINDOWS WITH RAISED AXIS OF ROTATION – HIGH PIVOT Duet proSky | | | | | |
|---|---|-------|-------|-------|-------|-------|
| FDY-V/C P2 Duet proSky | | | | | | |
| P2 - Safety double glazed unit. Toughened outer pane. Laminated inner pane. U-value of window 1.3 | £972 | £1060 | £1188 | £1050 | £1205 | £1252 |
| WHITE POL. | | | | | | |
| FDY-V/U/C P2 Duet proSky | | | | | | |
| P2 - Safety double glazed unit. Toughened outer pane. Laminated inner pane. U-value of window 1.3 | £1066 | £1164 | £1305 | £1154 | £1324 | £1376 |

| windows external dimensions [cm] | 78x60 | 78x75 | 78x95 | 78x115 | 78x137 | 94x75 | 94x95 | 114x75 | 114x95 |
|---|-------|-------|-------|--------|--------|-------|-------|--------|--------|
| effective glazing area [m ²] | 0.25 | 0.33 | 0.45 | 0.57 | 0.71 | 0.42 | 0.58 | 0.53 | 0.73 |
| size symbol | 33 | 81 | 82 | 83 | 84 | 85 | 86 | 89 | 90 |
| NATURAL PINE | | | | | | | | | |
| BDL/C P2, BDR/C P2 | | | | | | | | | |
| P2 - Safety double glazed unit. Toughened outer pane. Laminated inner pane. U-value of window 1.3 | £574 | £624 | £676 | £754 | £826 | £672 | £738 | - | £800 |
| BVP/C P2 | | | | | | | | | |
| P2 - Safety double glazed unit. Toughened outer pane. Laminated inner pane. U-value of window 1.3 | £470 | £495 | £522 | £585 | £645 | £550 | £580 | £580 | £600 |
| BXP/C P2 | | | | | | | | | |
| P2 - Safety double glazed unit. Toughened outer pane. Laminated inner pane. U-value of window 1.3 | £402 | £420 | £440 | £490 | £535 | £460 | £480 | £535 | £585 |

NOTE- TRIPLE GLAZED (P5) AVAILABLE TO ORDER – PLEASE CONTACT FAKRO SALES OFFICE FOR FURTHER DETAILS

FULL FLASHING KIT
SELECTION
page 32-35

BLINDS
& ACCESSORIES
pages 40-45

* ALL WINDOWS AVAILABLE IN NON VENTED ON REQUEST

STANDARD FLASHINGS

- Correct choice and installation of the roof window flashing is essential. FAKRO not only supply flashings to allow roof windows to be installed with any type of roof covering but enables windows to be fitted at three key depths.
 - The basic colour of FAKRO flashings is grey/brown RAL 7022 but conservation flashings are black (RAL 9005), to match the cladding and mullion bars.
- You can install a FAKRO roof window at any of three depths:
- V** - This is the standard depth and ideal for tiles such as the Double Roman.
 - N** - 3cm higher than the standard depth, for high profile tiles such as the Bold Roll.
 - J** - 3cm deeper than the standard depth – ideal for fitting the window lower into the roof line.



ESV-T

- For flat roof coverings such as bitumen shingles up to 10mm thickness.



**EZV-A,
EZJ-A**

- For profiled roof coverings up to 45mm depth.



EHN-A

- For deeply profiled roof coverings up to 90mm depth.




**EHV-AT
Thermo**

- Provides thermal insulation above the surface of the battens.



**ELV, ELJ,
ELV-T**

- For natural and man-made, non-interlocking slates up to 10mm thickness.



EE_

- For flat roofing materials and metal roofs.



EPV, EPV-T

- For non-interlocking plain tiles up to 16mm thick (clay peg tiles etc).



EZA, ESA, EHA

- A unique solution for low pitch roofs. Contact FAKRO sales office for further details.



EBV

- Enables tight connection of a roof window with the roofing material such as steel panel sheet – with prefabricated (system) joints.



**Kingspan
Header + EKB
Profile Set**

- Header section for membrane roofs. Price on application.



**EUN/B,
EUV/B,
EUV-L/B**

- L-SHAPED Combinations only.
- EUV/B & EUV/B universal flashing for various types of roofing materials.
- EUV-L/B for slate roofing coverings up to 10mm thickness.

NOTE – MULLION BARS IN RAL 7022 AVAILABLE ON REQUEST.

FLASHINGS FOR CENTRE PIVOT WINDOW, TOP HUNG AND PIVOT WINDOWS

| windows external dimensions [cm] size symbol | 55x78 01 | 55x98 02 | 55x118 16 | 66x98 03 | 66x118 04 | 78x98 05 | 78x118 06 | 78x140 07 | 78x160 13 | 94x118 08 | 94x140 09 | 114x118 10 | 114x140 11 | 134x98 12 | 94x160 80 |
|--|-------------|-------------|--------------|-------------|--------------|-------------|--------------|--------------|--------------|--------------|--------------|---------------|---------------|--------------|--------------|
| EZV-A for interlocking tiles up to 45mm profile | £55 | £56 | £64 | £63 | £66 | £66 | £68 | £71 | £88 | £76 | £79 | £78 | £88 | £83 | £86 |
| EZJ-A Recessed Style for interlocking tiles up to 45mm profile | £82 | £84 | £88 | £90 | £95 | £95 | £99 | £106 | £123 | £110 | £118 | £117 | £132 | £125 | £122 |
| ELV for non-interlocking slate up to 10mm thick | £55 | £56 | £64 | £63 | £66 | £66 | £68 | £71 | £88 | £76 | £79 | £78 | £88 | £83 | £86 |
| ELJ Recessed Style for non-interlocking slate up to 10mm thick | £82 | £84 | £88 | £90 | £95 | £95 | £99 | £106 | £123 | £110 | £118 | £117 | £132 | £125 | £122 |
| EPV for plain tiles up to 16mm thick | £55 | £56 | £64 | £63 | £66 | £66 | £68 | £71 | £88 | £76 | £79 | £78 | £88 | £83 | £86 |
| EPJ Recessed Style for plain tiles up to 16mm thick | £82 | £84 | £88 | £90 | £95 | £95 | £99 | £106 | £123 | £110 | £118 | £117 | £132 | £125 | £122 |
| EHN-A for interlocking tiles up to 90mm profile | £65 | £66 | £70 | £75 | £75 | £75 | £78 | £83 | £93 | £88 | £92 | £92 | £101 | £98 | £96 |
| ELV-T Thermo universal for non-interlocking slate up to 10mm thick | £106 | £119 | £125 | £125 | £127 | £127 | £134 | £142 | £161 | £146 | £155 | £155 | £161 | £155 | £182 |
| EPV-T Thermo for plain tiles up to 16mm thick | £96 | £106 | £112 | £112 | £114 | £114 | £120 | £124 | £141 | £131 | £135 | £137 | £141 | £138 | £163 |
| EHN-AT Thermo for interlocking tiles up to 90mm profile | £96 | £106 | £112 | £112 | £114 | £114 | £120 | £124 | £141 | £131 | £135 | £137 | £141 | £138 | £163 |
| EHV-AT Thermo for interlocking tiles up to 90mm profile | £96 | £106 | £112 | £112 | £114 | £114 | £120 | £124 | £141 | £131 | £135 | £137 | £141 | £138 | £163 |
| EZA ESA & EHA Lifts windows out of the roofline by 10 degrees | £257 | £265 | £280 | £280 | £294 | £291 | £304 | £317 | £377 | £325 | £346 | £346 | £377 | £346 | £393 |
| EKB & Kingspan Kit A set of profiles covering the sides of the frame | £61 | £69 | £75 | £69 | £75 | £69 | £75 | £81 | £86 | £75 | £81 | £81 | £86 | £75 | £86 |
| EBV Flashing for Steel Panel Sheet | £92 | £96 | £98 | £100 | £112 | £112 | £114 | £116 | £134 | £118 | £120 | £124 | £134 | £128 | £136 |

STANDARD FLASHING KITS FOR proSky WINDOWS

| windows external dimensions [cm] size symbol | 78x160 13 | 78x180 40 | 78x206 42 | 94x160 80 | 94x180 41 | 94x206 43 |
|---|--------------|--------------|--------------|--------------|--------------|--------------|
| EZV-A for interlocking tiles up to 45mm profile | £74 | £78 | £77 | £82 | £86 | £130 |
| ELV for non-interlocking slate up to 10mm thick | £74 | £78 | £77 | £82 | £86 | £130 |
| EPV for plain tiles up to 16mm thick | £74 | £78 | £77 | £82 | £86 | £130 |
| EHN-A for interlocking tiles up to 90mm profile | £95 | £118 | £134 | £97 | £137 | £150 |

STANDARD FLASHING KITS FOR Duet proSky WINDOWS

| windows external dimensions [cm] size symbol | 78x206 CB | 78x235 CC | 78x255 CD | 94x206 DB | 94x235 DC | 94x255 DD |
|---|--------------|--------------|--------------|--------------|--------------|--------------|
| EZV-A for interlocking tiles up to 45mm profile | £124 | £137 | £139 | £139 | £153 | £166 |
| ELV for non-interlocking slate up to 10mm thick | £124 | £137 | £139 | £139 | £153 | £166 |
| EPV for plain tiles up to 16mm thick | £124 | £137 | £139 | £139 | £153 | £166 |
| EHN-A for interlocking tiles up to 90mm profile | £137 | £147 | £149 | £155 | £172 | £187 |

FLASHING FOR L-SHAPED COMBINATION WINDOWS

| windows external dimensions [cm] size symbol | 78x98 05 | 78x118 06 | 78x140 07 | 94x118 08 | 94x140 09 | 114x118 10 | 114x140 11 | 134x98 12 |
|---|-------------|--------------|--------------|--------------|--------------|---------------|---------------|--------------|
| EUV-L/B for slate | £174 | £184 | £197 | £193 | £195 | £195 | £204 | £202 |
| EUV/B for tiles | £145 | £152 | £160 | £160 | £160 | £160 | £163 | £162 |



► CONSERVATION STYLE FLASHING KITS

Whether for a listed building or a traditional barn conversion, FAKRO conservation style roof windows offer the facility to install them low within the roof line. Three depth options are available to suit all coverings.

For conservation roof windows 'J' flashings are most commonly used to provide the required low profile. Flashings available are as follows:

- EEJ/C - sheet metal roof coverings e.g. zinc, copper, stainless steel.
- ELJ/C - natural and man-made slates, etc. up to 10mm thick.
- EPJ/C - plain tiles (clay, non-interlocking tiles).
- ESJ/C - shingles e.g. cedar, asphalt, felts etc.
- EZJ/C - profiled roof coverings up to 45mm in depth e.g. Double Pantile.

FLASHINGS FOR CENTRE PIVOT WINDOW, TOP HUNG AND PIVOT WINDOWS

| windows external dimensions [cm] size symbol | 55x78 01 | 55x98 02 | 55x118 16 | 66x98 03 | 66x118 04 | 78x98 05 | 78x118 06 | 78x140 07 | 78x160 13 | 94x118 08 | 94x140 09 | 114x118 10 | 114x140 11 | 134x98 12 | 94x160 80 |
|---|-------------|-------------|--------------|-------------|--------------|-------------|--------------|--------------|--------------|--------------|--------------|---------------|---------------|--------------|--------------|
| EZV-A/C for interlocking tiles up to 45mm profile | £77 | £83 | £91 | £91 | £93 | £93 | £95 | £95 | £115 | £99 | £105 | £111 | £115 | £113 | £121 |
| EZJ-A/C Recessed Style for interlocking tiles up to 45mm profile | £101 | £109 | £115 | £115 | £121 | £121 | £123 | £123 | £149 | £133 | £139 | £145 | £149 | £156 | £162 |
| ELV/C for non-interlocking slate up to 10mm thick | £77 | £83 | £91 | £91 | £93 | £93 | £95 | £95 | £115 | £99 | £105 | £111 | £115 | £113 | £121 |
| ELJ/C Recessed Style for non-interlocking slate up to 10mm thick | £101 | £109 | £115 | £115 | £121 | £121 | £123 | £123 | £149 | £133 | £139 | £145 | £149 | £156 | £162 |
| EPV/C for plain tiles up to 16mm thick | £77 | £83 | £91 | £91 | £93 | £93 | £95 | £95 | £115 | £99 | £105 | £111 | £115 | £113 | £121 |
| EPJ/C Recessed Style for plain tiles up to 16mm thick | £101 | £109 | £115 | £115 | £121 | £121 | £123 | £123 | £149 | £133 | £139 | £145 | £149 | £156 | £162 |
| EHN-A/C Recessed Style for interlocking tiles up to 90mm profile | £93 | £98 | £101 | £101 | £106 | £103 | £111 | £111 | £131 | £113 | £117 | £123 | £131 | £127 | £133 |

FLASHINGS FOR proSky WINDOWS

| windows external dimensions [cm] size symbol | 78x160 13 | 78x180 40 | 78x206 CB | 78x235 CC | 78x255 CD | 94x160 80 | 94x180 41 | 94x206 DB | 94x235 DC | 94x255 DD |
|---|--------------|--------------|--------------|--------------|--------------|--------------|--------------|--------------|--------------|--------------|
| EZV-A/C for interlocking tiles up to 45mm profile | £115 | £139 | £157 | £176 | £194 | £121 | £160 | £180 | £198 | £212 |
| ELV/C for non-interlocking slate up to 10mm thick | £115 | £139 | £157 | £176 | £194 | £121 | £160 | £180 | £198 | £212 |
| EPV/C Recessed Style for plain tiles up to 16mm thick | £115 | £139 | £157 | £176 | £194 | £121 | £160 | £180 | £198 | £212 |
| EHN-A/C Recessed Style for interlocking tiles up to 90mm profile | £131 | £152 | £174 | £186 | £206 | £133 | £174 | £198 | £214 | £232 |

FLASHING FOR L-SHAPED COMBINATION WINDOWS

| windows external dimensions [cm] size symbol | 78x98 05 | 78x118 06 | 78x140 07 | 94x118 08 | 94x140 09 | 114x118 10 | 114x140 11 | 134x98 12 |
|---|-------------|--------------|--------------|--------------|--------------|---------------|---------------|--------------|
| EUV-L/B/C for slate | £217 | £234 | £250 | £247 | £253 | £253 | £265 | £261 |
| EUV/B/C for tiles | £180 | £190 | £198 | £194 | £198 | £198 | £208 | £202 |



FLASHING FOR JOINING WINDOWS IN COMBINATIONS

- The combination flashing are ready made flashing systems for joining windows in groups: horizontally, vertically and in a block.
- The distance between windows joined horizontally and vertically is normally 10cm.
- If external shutters are installed on windows installed vertically, a gap of at least 20cm is required.
- FAKRO combination system enables to install all types of windows, top hung and pivot windows as well as centre pivot.
- There are seven modules in the FAKRO combination system, to cater for any layout you may require. The "Module" is a single and properly marked element of the flashing and assigned to its specific place in combination.



B2/1

Horizontal combination



B1/2

Vertical combination



B2/2

Block combination

A SELECTION OF THE MOST POPULAR COMBINATION FLASHING KITS ARE SHOWN BELOW - OTHERS AVAILABLE ON REQUEST.

FOR SLATE & INTERLOCKING TILES UP TO 45mm PROFILE

| windows external dimensions [cm] size symbol | 55x78 01 | 55x98 02 | 55x118 16 | 66x98 03 | 66x118 04 | 78x98 05 | 78x118 06 | 78x140 07 | 78x160 13 | 94x118 08 | 94x140 09 | 114x118 10 | 114x140 11 | 134x98 12 | 94x160 80 |
|---|-------------|-------------|--------------|-------------|--------------|-------------|--------------|--------------|--------------|--------------|--------------|---------------|---------------|--------------|--------------|
| 2 Piece Combinations B2/1, B1/2 EZV-A, ELV, EPV | £138 | £140 | £160 | £158 | £165 | £165 | £170 | £178 | £220 | £190 | £198 | £195 | £220 | £208 | £215 |
| 2 Piece Combinations B2/1, B1/2 EZV-A/C, ELV/C, EPV/C | £192 | £207 | £227 | £227 | £232 | £232 | £237 | £237 | £288 | £247 | £263 | £278 | £288 | £283 | £303 |
| 3 Piece Combinations B3/1, B1/3 EZV-A, ELV, EPV | £206 | £210 | £240 | £236 | £248 | £248 | £255 | £266 | £330 | £285 | £296 | £293 | £330 | £311 | £323 |
| 3 Piece Combinations B3/1, B1/3 EZV-A/C, ELV/C, EPV/C | £288 | £311 | £341 | £341 | £348 | £348 | £356 | £356 | £432 | £371 | £394 | £417 | £432 | £424 | £455 |
| 4 Piece Combinations B2/2 EZV-A, ELV, EPV | £275 | £280 | £320 | £315 | £330 | £330 | £340 | £355 | £440 | £380 | £395 | £390 | £440 | £415 | £430 |
| 4 Piece Combinations B2/2 EZV-A/C, ELV/C, EPV/C | £384 | £414 | £455 | £455 | £465 | £465 | £475 | £475 | £576 | £495 | £525 | £556 | £576 | £566 | £606 |
| 6 Piece Combinations B3/2, B2/3 EZV-A, ELV, EPV | £413 | £420 | £480 | £473 | £495 | £495 | £510 | £533 | £660 | £570 | £593 | £585 | £660 | £623 | £645 |
| 6 Piece Combinations B3/2, B2/3 EZV-A/C, ELV/C, EPV/C | £576 | £621 | £682 | £682 | £697 | £697 | £712 | £712 | £864 | £742 | £788 | £833 | £864 | £848 | £909 |

A SELECTION OF THE MOST POPULAR COMBINATION FLASHING KITS ARE SHOWN BELOW - OTHERS AVAILABLE ON REQUEST.

FOR HIGH PROFILE INTERLOCKING TILES UP TO 90mm

| windows external dimensions [cm] size symbol | 55x78 01 | 55x98 02 | 55x118 16 | 66x98 03 | 66x118 04 | 78x98 05 | 78x118 06 | 78x140 07 | 78x160 13 | 94x118 08 | 94x140 09 | 114x118 10 | 114x140 11 | 134x98 12 | 94x160 80 |
|---|-------------|-------------|--------------|-------------|--------------|-------------|--------------|--------------|--------------|--------------|--------------|---------------|---------------|--------------|--------------|
| 2 Piece Combinations B2/1, B1/2 EHN-A | £163 | £165 | £175 | £186 | £186 | £186 | £194 | £207 | £234 | £221 | £231 | £231 | £252 | £244 | £221 |
| 2 Piece Combinations B2/1, B1/2 EHN-A/C | £232 | £245 | £253 | £253 | £265 | £258 | £278 | £278 | £328 | £283 | £293 | £308 | £328 | £318 | £283 |
| 3 Piece Combinations B3/1, B1/3 EHN-A | £244 | £248 | £263 | £280 | £280 | £280 | £291 | £311 | £350 | £331 | £347 | £347 | £378 | £366 | £331 |
| 3 Piece Combinations B3/1, B1/3 EHN-A/C | £348 | £367 | £379 | £379 | £398 | £386 | £417 | £417 | £492 | £424 | £439 | £462 | £492 | £477 | £424 |
| 4 Piece Combinations B2/2 EHN-A | £326 | £331 | £350 | £373 | £373 | £373 | £389 | £415 | £467 | £441 | £462 | £462 | £504 | £488 | £478 |
| 4 Piece Combinations B2/2 EHN-A/C | £465 | £490 | £505 | £505 | £530 | £515 | £556 | £556 | £657 | £566 | £586 | £616 | £657 | £636 | £667 |
| 6 Piece Combinations B3/2, B2/3 EHN-A | £488 | £496 | £525 | £559 | £559 | £559 | £583 | £622 | £701 | £662 | £693 | £693 | £756 | £732 | £717 |
| 6 Piece Combinations B3/2, B2/3 EHN-A/C | £697 | £735 | £758 | £758 | £795 | £773 | £833 | £833 | £985 | £848 | £879 | £924 | £985 | £954 | £1000 |


NOTE: THE DISTANCE BETWEEN WINDOWS JOINED HORIZONTALLY AND VERTICALLY IS NORMALLY 10CM. IF EXTERNAL SHUTTERS ARE INSTALLED ON WINDOWS INSTALLED VERTICALLY, A GAP OF AT LEAST 20CM IS REQUIRED. OTHER SIZED GAPS CAN BE MANUFACTURED FOR FURTHER INFORMATION PLEASE CONTACT CUSTOMER SERVICES OR EMAIL.
THE STANDARD DISTANCE BETWEEN WINDOWS POSITIONED SIDE BY SIDE IS 10CM - THE OPTION OF 18MM/40MM AND 50MM GUTTER CHANNELS ARE AVAILABLE IN CERTAIN CIRCUMSTANCES - PLEASE CONTACT THE FAKRO SALES OFFICE FOR FURTHER DETAILS



▶ SIDE HUNG ESCAPE WINDOW

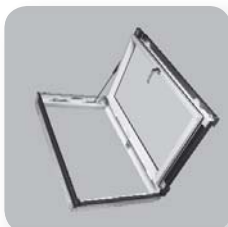
IN NATURAL PINE AND WHITE POLYURETHANE FINISH

- The universal escape windows is side hung and therefore side-opening. Once unlocked, the sash can be opened to 90°.
- Gas piston fitted in the top part of the window makes opening easier, holds the sash stable when opened and prevents against accidental closure.
- The universal design of side hung escape windows. Before proceeding to installation it is possible to change the opening side. Windows are delivered with factory pre-fixed right opening side. It is possible to order the FWP model – left.
- Suitable for pitches from 15° - 55°.
- Available in conservation style.




FWP

- The same flashings as for roof windows are used in the installation process. This enables side hung escape windows to be fitted in one combination with roof windows.
- High quality close-grain vacuum - impregnated pine guaranteed to be knot-free, finished with natural acrylic lacquer.



FWW

- The same flashings as for roof windows are used in the installation process. This enables side hung escape windows to be fitted in one combination with roof windows.
- High quality close-grain vacuum - impregnated pine guaranteed to be knot-free, finished with white acrylic paint.



FWU

- The same flashings as for roof windows are used in the installation process. This enables side hung escape windows to be fitted in one combination with roof windows.
- High quality close-grain vacuum - impregnated pine guaranteed to be knot-free, finished with white polyurethane varnish.

SIDE HUNG ESCAPE WINDOW

| NATURAL PINE | windows external dimensions [cm] | 55x98 | 66x78 | 66x98 | 66x118 | 78x98 | 78x118 |
|--------------|--|-------------|-------------|-------------|-------------|-------------|-------------|
| | effective glazing area [m ²] | 0.29 | 0.28 | 0.38 | 0.47 | 0.47 | 0.59 |
| | size symbol | 02 | 22 | 03 | 04 | 05 | 06 |
| | FWP P2 P2 - Safety double glazed unit. Toughened outer pane. Laminated inner pane. U-value of window 1.4 | £410 | £410 | £410 | £428 | £525 | £577 |
| WHITE POL. | FWP P5 P5 - Anti-burglary triple glazed unit. Class P2A U-value of window 0.97 | £630 | £625 | £660 | £710 | £705 | £770 |
| | FWU P2 P2 - Safety double glazed unit. Toughened outer pane. Laminated inner pane. U-value of window 1.4 | £492 | £478 | £520 | £558 | £550 | £605 |
| WHITE POL. | FWU P5 P5 - Anti-burglary triple glazed unit. Class P2A U-value of window 0.97 | £680 | £672 | £708 | £762 | £750 | £840 |

SIDE HUNG ESCAPE WINDOW- CONSERVATION STYLE

| windows external dimensions [cm] | 55x98 | 66x78 | 66x98 | 66x118 | 78x98 | 78x118 |
|--|-------------|-------------|-------------|-------------|-------------|--------------|
| effective glazing area [m ²] | 0.29 | 0.28 | 0.38 | 0.47 | 0.47 | 0.59 |
| size symbol | 02 | 22 | 03 | 04 | 05 | 06 |
| FWP/C P2 P2 - Safety double glazed unit. Toughened outer pane. Laminated inner pane. U-value of window 1.4 | £620 | £606 | £635 | £665 | £670 | £715 |
| FWP/C P5 P5 - Anti-burglary triple glazed unit. Class P2A U-value of window 0.97 | £810 | £802 | £838 | £888 | £895 | £960 |
| FWU/C P2 P2 - Safety double glazed unit. Toughened outer pane. Laminated inner pane. U-value of window 1.4 | £670 | £666 | £695 | £735 | £740 | £795 |
| FWU/C P5 P5 - Anti-burglary triple glazed unit. Class P2A U-value of window 0.97 | £860 | £852 | £903 | £955 | £960 | £1026 |

SIDE HUNG ESCAPE WINDOW FWW AVAILABLE ON REQUEST


FLASHINGS FOR SIDE HUNG ESCAPE WINDOW

| windows external dimensions [cm] | 55x98 | 66x78 | 66x98 | 66x118 | 78x98 | 78x118 |
|---|------------|------------|------------|------------|------------|------------|
| size symbol | 02 | 22 | 03 | 04 | 05 | 06 |
| EZV-A for interlocking tiles up to 45mm profile | £56 | £61 | £63 | £66 | £66 | £68 |
| ELV for non-interlocking slate up to 10mm thick | £56 | £61 | £63 | £66 | £66 | £68 |
| EPV for plain tiles up to 16mm thick | £56 | £61 | £63 | £66 | £66 | £68 |
| EHN-A for interlocking tiles up to 90mm profile | £66 | £72 | £75 | £75 | £75 | £78 |



➤ ACCESS ROOF LIGHTS

- Designed solely for uninhabited lofts with the interior temperature similar to the outdoor temperature.
- It enables easy access to the roof as well as provides illumination of the interior with natural daylight.
- Integrated with universal flashing.
- U-value 1.7



WG_




- The WG_ access roof light has a top hung design and the sash opens outwards.
- Specially rounded locking bolts eliminate the risk of injuries.
- Available in two versions:
 - WGT with single toughened glass 4H.
 - WGI with glazing unit 4H-9-4H.
- Conservation style available.
- Universal flashing.
- Suitable for pitches of 15°-60°.






WLI

- WLI is a side hung window. It can be installed in left or right opening version.
- It comes complete with a turn limiter to hold the sash stable and prevent accidental closure.
- The lower part of the access roof light comes with a specially shaped profile which covers the frame and prevents slipping while getting onto the roof.
- Conservation style available.
- Universal flashing.
- Suitable for pitches of 15°-70°.

ACCESS ROOF LIGHTS

| dimensions [cm] | | 46x55 | 46x75 | 55x72 |
|-----------------|-------|---|---|---|
| NATURAL PINE | |  |  |  |
| | WGT | £110 | £119 | - |
| | WGI | £131 | £140 | £226 |
| | WGI/C | £172 | £184 | £292 |

ACCESS ROOF LIGHTS

| dimensions [cm] | | 54x83 | 54x98 | 86x87 |
|-----------------|-------|---|---|---|
| NATURAL PINE | |  |  |  |
| | WLI | £203 | £222 | £233 |
| | WLI/C | £260 | £260 | £310 |




SMOKE VENTILATION SYSTEMS FOR PITCHED ROOFS

Smoke along with fire pose a serious threat to human life and health.

Contrary to popular belief, 90% of fire-related deaths are a result of smoke inhalation, and not high temperatures or burning. Smoke also causes considerable damage to property. Applying appropriate smoke and heat escape systems can provide a significant help in preventing dangers caused by high concentrations of smoke and heat. Together with smoke sensors and smoke vent alarm buttons, the FSR window forms the so called gravitational system for smoke and heat extraction.

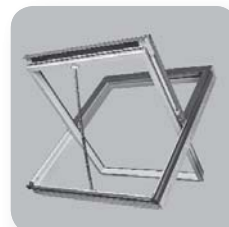
The system is applied in public utility buildings (especially in stairwells, multi-family buildings, hotels, etc.).



FSR P1

CENTRE PIVOT SMOKE VENT WINDOW

- High quality close-grain vacuum - impregnated pine guaranteed to be knot-free, finished with with natural lacquer.



FSR/U P1

CENTRE PIVOT SMOKE VENT WINDOW

- High quality close-grain vacuum - impregnated pine guaranteed to be knot-free, finished with white polyurethane - white acrylic available to order.


SMOKE VENTILATION SYSTEMS FOR PITCHED ROOFS

| NATURAL PINE | FSR P1 10 (114 x 118cm) | Single centre pivot window with electrics pack and flashing kit giving 1.0m ² of ventilation. 1no FSR P1 10 114 x 118cm + fitted chain actuator 1no Flashing Kit 1no RZN 4503-T Control Unit 1no 12v 3.2amp battery back up pack 1no R145 break glass alarm 1no SD-O-371 smoke detector | £1666 |
|--------------------|-----------------------------------|---|-------|
| | FSR-2 P1 2 x 07 (78 x 140cm) | 2no centre pivot windows with electrics pack and flashing kit giving 1.5m ² of ventilation. 2no FSR P1 07 78 x 140cm + fitted chain actuator 1no B2/1 Combination Flashing Kit (100mm gutter) 1no RZN 4503-T Control Unit 1no 12v 3.2amp battery back up pack 1no R145 break glass alarm 1no SD-O-371 smoke detector | £2710 |
| | FSR P1 17 (134 x 140cm) | Single centre pivot window with electrics pack and flashing kit giving 1.5m ² of ventilation. 1no FSR P1 17 134 x 140cm + fitted chain actuator 1no Flashing Kit 1no RZN 4503-T Control Unit 1no 12v 3.2amp battery back up pack 1no R145 break glass alarm 1no SD-O-371 smoke detector | £1765 |
| WHITE POLYURETHANE | FSR/U P1 10 (114 x 118cm) | Single centre pivot window with electrics pack and flashing kit giving 1.0m ² of ventilation. 1no FSR/U P1 10 114 x 118cm + fitted chain actuator 1no Flashing Kit 1no RZN 4503-T Control Unit 1no 12v 3.2amp battery back up pack 1no R145 break glass alarm 1no SD-O-371 smoke detector | £1666 |
| | FSR/U-2 P1 2 x 07 (78 x 140cm) | 2no centre pivot windows with electrics pack and flashing kit giving 1.5m ² of ventilation. 2no FSR/U P1 07 78 x 140cm + fitted chain actuator 1no B2/1 Combination Flashing Kit (100mm gutter) 1no RZN 4503-T Control Unit 1no 12v 3.2amp battery back up pack 1no R145 break glass alarm 1no SD-O-371 smoke detector | £2710 |
| | FSR/U P1 17 (134 x 140cm) | Single centre pivot window with electrics pack and flashing kit giving 1.5m ² of ventilation. 1no FSR/U P1 17 134 x 140cm + fitted chain actuator 1no Flashing Kit 1no RZN 4503-T Control Unit 1no 12v 3.2amp battery back up pack 1no R145 break glass alarm 1no SD-O-371 smoke detector | £1765 |

ADDITIONAL SMOKE SENSORS AND BREAKGLASS CAN BE ORDERED IF REQUIRED – CONTACT FAKRO SALES OFFICE FOR FURTHER DETAILS.
ALL KITS ARE SUPPLIED FOR ON SITE INSTALLATION & COMMISSIONING BY OTHERS.
ROOF WINDOWS SUPPLIED BY FAKRO ARE FULLY TESTED AND CERTIFIED TO EN 12101-2:2003

PLEASE ADVISE FLASHING KIT TYPE REQUIRED AT THE TIME OF ORDER.

FSR P1 SMOKE VENTILATION CENTRE PIVOT ROOF WINDOWS (EN 12101-2:2003)



FSR P1





FSR ELECTRICS

| | |
|----------|------|
| VRS10FAK | £200 |
| DEFAK021 | £118 |
| DEFAK022 | £160 |
| LT84-U | £110 |

FSR WINDOWS COME WITH THE ACTUATOR FACTORY FITTED - ALL OTHER ELEMENTS ARE SUPPLIED LOOSE FOR ON SITE INSTALLATION BY OTHERS.

NOTE - AVAILABLE IN CONSERVATION ON REQUEST.



SMOKE VENTILATION SYSTEMS FOR FLAT ROOFS



FSR P1+ EFW*

CENTRE PIVOT SMOKE VENT WINDOW

- High quality close-grain vacuum - impregnated pine guaranteed to be knot-free, finished with natural lacquer.
- Flat roof system makes it possible to install windows on flat or very low-pitched roofs.



FSR/U P1+ EFW*

CENTRE PIVOT SMOKE VENT WINDOW

- High quality close-grain vacuum - impregnated pine guaranteed to be knot-free, finished with white polyurethane - white acrylic available to order.
- Flat roof system makes it possible to install windows on flat or very low-pitched roofs.

SMOKE VENTILATION SYSTEMS FOR PITCHED ROOFS

| NATURAL PINE | FSR P1 +EFW 10 (114 x 118cm) | Single centre pivot window with electrics pack and flashing kit giving 1.0m ² of ventilation. 1no FSR P1 10 114 x 118cm + fitted chain actuator 1no Flashing Kit* 1no RZN 4503-T Control Unit 1no 12v 3.2amp battery back up pack 1no RT45 break glass alarm 1no SD-O-371 smoke detector | £2000 | WHITE POLYURETHANE | FSR/U P1 +EFW 10 (114 x 118cm) | Single centre pivot window with electrics pack and flashing kit giving 1.0m ² of ventilation. 1no FSR/U P1 10 114 x 118cm + fitted chain actuator 1no Flashing Kit* 1no RZN 4503-T Control Unit 1no 12v 3.2amp battery back up pack 1no RT45 break glass alarm 1no SD-O-371 smoke detector | £2000 |
|--------------|------------------------------------|---|--------------|--------------------|--------------------------------------|---|--------------|
| | FSR P1 +EFW 17 (134 x 140cm) | Single centre pivot window with electrics pack and flashing kit giving 1.5m ² of ventilation. 1no FSR P1 17 134 x 140cm + fitted chain actuator 1no Flashing Kit* 1no RZN 4503-T Control Unit 1no 12v 3.2amp battery back up pack 1no RT45 break glass alarm 1no SD-O-371 smoke detector | £2150 | | FSR/U P1 +EFW 17 (134 x 140cm) | Single centre pivot window with electrics pack and flashing kit giving 1.5m ² of ventilation. 1no FSR/U P1 17 134 x 140cm + fitted chain actuator 1no Flashing Kit* 1no RZN 4503-T Control Unit 1no 12v 3.2amp battery back up pack 1no RT45 break glass alarm 1no SD-O-371 smoke detector | £2150 |

ADDITIONAL SMOKE SENSORS AND BREAKGLASS CAN BE ORDERED IF REQUIRED – CONTACT FAKRO SALES OFFICE FOR FURTHER DETAILS.
ALL KITS ARE SUPPLIED FOR ON SITE INSTALLATION & COMMISSIONING BY OTHERS.
ROOF WINDOWS SUPPLIED BY FAKRO ARE FULLY TESTED AND CERTIFIED TO EN 12101-2:2003

*PLEASE ADVISE FLASHING KIT TYPE REQUIRED AT THE TIME OF ORDER. THIS KIT CAN INCLUDE EFW, ESA, EZA OR EHA.

FSR P1 SMOKE VENTILATION CENTRE PIVOT ROOF WINDOWS (EN 12101-2:2003)



FSR P1+ EFW*

FSR ELECTRICS

FSR WINDOWS COME WITH THE ACTUATOR FACTORY FITTED - ALL OTHER ELEMENTS ARE SUPPLIED LOOSE FOR ON SITE INSTALLATION BY OTHERS.

NOTE - AVAILABLE IN CONSERVATION ON REQUEST.

| | |
|----------|-------------|
| VRS10FAK | £200 |
| DEFAK021 | £118 |
| DEFAK022 | £160 |
| LT84-U | £110 |

INSTALLATION ACCESSORIES




FAKRO installation accessories provide an enhanced connection between the roof window and the roof construction. Using the under felt collar with thermo-insulation and air-tight flashing ensures the complete protection of a fitted roof window. Accessories manufactured by FAKRO will prolong the life of the window. The installation accessories reduce the risk of thermal bridging and guarantee the proper draining of any moisture around the FAKRO window. The fast finishing around the window from inside can be made thanks to the FAKRO original linings.

The shaping and forming of the window reveals (horizontal at the top and vertical at the bottom) is an important design consideration as it allows the maximum amount of natural daylight into the room and an efficient circulation of air around the window.



XDK
(XDP+XDS)

- The insulating set is designed to enable fast thermal, air-permeable and air tight insulation around the roof window.



XDP

- XDP insulating set is designed to enable fast and tight air-permeable and thermal insulation around the window to be installed. The set consists of air-permeable membrane and thermo-insulating material made of natural wool.




XDS

- Air-tight flashing should be secured internally to form a barrier against warm and humid air as any moisture on the surface of the insulation greatly reduces its thermal insulation properties.



XLC
Lining

- The internal lining is designed to ensure a secure finish around the window from the inside of the room.



XWT

- The XWT insulation is a polyethylene tape with a self-adhesive backing.
- XWT insulation makes an effective insulation of FAKRO windows easy and reduces the possibility of thermal bridging.



XS_

- Installed from the inside of the room.
- Made of a high quality pine in natural colour XSP on white XSW.


INSTALLATION ACCESSORIES

| windows external dimensions [cm] size symbol | 55x78 01 | 55x98 02 | 55x118 16 | 66x98 03 | 66x118 04 | 78x98 05 | 78x118 06 | 78x140 07 | 78x160 13 | 94x118 08 | 94x140 09 | 114x118 10 | 114x140 11 | 134x98 12 | 94x160 80 |
|---|-------------|-------------|--------------|-------------|--------------|-------------|--------------|--------------|--------------|--------------|--------------|---------------|---------------|--------------|--------------|
| XDK | £58 | £58 | £58 | £58 | £58 | £58 | £58 | £63 | £68 | £63 | £63 | £63 | £63 | £63 | £68 |
| XDP | £33 | £34 | £36 | £36 | £37 | £37 | £38 | £40 | £41 | £40 | £41 | £43 | £44 | £43 | £44 |
| XDS | £34 | £34 | £34 | £34 | £34 | £34 | £34 | £37 | £39 | £37 | £37 | £37 | £37 | £37 | £39 |
| XLC-F 40 & XLC-P 40 | £317 | £342 | £348 | £348 | £370 | £370 | £386 | £408 | £455 | £408 | £420 | £420 | £442 | £442 | £469 |
| XLC-F 30 & XLC-P 30 | £245 | £255 | £260 | £260 | £275 | £275 | £290 | £300 | £340 | £300 | £315 | £315 | £330 | £330 | £355 |
| XWT | £39 | £39 | £39 | £39 | £39 | £39 | £39 | £45 | £47 | £45 | £45 | £45 | £45 | £45 | £47 |
| XSP,XSW | £23 | £23 | £23 | £23 | £23 | £27 | £27 | £27 | £27 | £30 | £30 | £32 | £32 | £34 | £30 |



► ROOF WINDOW EXTERNAL ACCESSORIES

FAKRO roof window accessories combine quality, choice of design and ease of fitting with lasting performance. A wide range of styles and colours ensure that you can select blinds to suit any interior décor. Venetian, pleated, blackout and ARP roller blinds are supplied in aluminium cassettes that fit within the window sash to provide an effective light screen. In addition, you can order a colour swatch or speak to a member of the Sales Office on 01283 554755 about our blinds.



8times
more effective

AMZ
Awning blind


NEW LINE

- Eight times more efficient against the room overheating, effective shading of the interior while providing visibility.
- It is convenient and the awning blind can cover the window for the whole summer without the need to roll it up and down every day.
- Awning blinds are available in versions: AMZ standard, AMZ Z-Wave and AMZ Solar.



ARZ
External roller shutter

- Effective protection against burdensome heat.
- Reducing heat loss in winter.
- Darkening the room.
- Makes break-in attempts more difficult.



ROOF WINDOW EXTERNAL ACCESSORIES

| windows external dimensions [cm] size symbol | | 55x78 01 | 55x98 02 | 55x118 16 | 66x98 03 | 66x118 04 | 78x98 05 | 78x118 06 | 78x140 07 | 78x160 13 | 94x118 08 | 94x140 09 | 114x118 10 | 114x140 11 | 134x98 12 | 94x160 80 |
|---|-----------------------------|-------------|-------------|--------------|-------------|--------------|-------------|--------------|--------------|--------------|--------------|--------------|---------------|---------------|--------------|--------------|
| AWNING BLINDS | AMZ I NEW LINE | £71 | £71 | £74 | £74 | £84 | £87 | £87 | £89 | £121 | £96 | £105 | £107 | £116 | £114 | £128 |
| | AMZ II NEW LINE | £95 | £95 | £104 | £104 | £115 | £118 | £118 | £129 | £165 | £137 | £143 | £154 | £162 | £157 | £182 |
| | AMZ Z-Wave I | £354 | £354 | £372 | £372 | £380 | £385 | £395 | £405 | £420 | £410 | £420 | £430 | £440 | £430 | £460 |
| | AMZ Z-Wave II | £382 | £382 | £402 | £402 | £410 | £415 | £426 | £438 | £454 | £442 | £454 | £464 | £475 | £464 | £496 |
| | AMZ Solar I | £500 | £505 | £514 | £514 | £525 | £525 | £530 | £538 | £548 | £538 | £548 | £550 | £560 | £552 | £566 |
| | AMZ Solar II | £525 | £530 | £540 | £540 | £552 | £552 | £556 | £565 | £575 | £565 | £575 | £578 | £588 | £580 | £594 |
| EXTERNAL ROLLER SHUTTER | ARZ-H | £304 | £310 | £318 | £318 | £330 | £326 | £340 | £340 | £365 | £354 | £368 | £372 | £385 | £376 | £392 |
| | ARZ Z-Wave * (No Switch) | £340 | £348 | £356 | £356 | £372 | £366 | £385 | £395 | £412 | £402 | £415 | £418 | £432 | £422 | £438 |
| | ARZ Solar * | £613 | £624 | £634 | £634 | £650 | £650 | £660 | £674 | - | £682 | £692 | £698 | £716 | £698 | - |

* RETAINING 20 CM DISTANCE BETWEEN THE WINDOWS IN VERTICAL POSITION


ALL EXTERNAL ACCESSORIES ARE TO SPECIAL ORDER

NOTE - THE MATERIAL SAMPLE COLOURS PRINTED CAN DIFFER IN COLOUR TO THE ACTUAL PRODUCT DUE TO PHOTOGRAPHIC PROCESSES - SAMPLE SWATCHES ARE AVAILABLE UPON REQUEST TO THE SALES OFFICE




**Venetian blind
AJP**

- Ability to control the amount of incoming light to the room.
- Control the direction of light entering by changing the angle of the slats.




**Roller blind
standard
ARS**

- Protection from light.
- Can position the blind in three different positions.



**Dimming
roller blinds
ARP**



- Protection against sunlight during sunny days.
- Possibility to lock the blind in any position.





**Blackout
blinds
ARF**

- Very good protection from sunlight.
- The possibility of darkening the room.
- Possibility to lock the blind in any position.
- Partial protection from solar heat.



**Blackout
blinds
ARF
DreamWorks**

A child's room is a special place in every home which deserves a particular attention. It should not only be functional, but above all friendly to the youngest. Blackout blinds ensure harmony with the décor of any room and protect it from overheating, while your kids can enjoy comfortable conditions both for playing and learning.

Having children in mind, we have created a unique collection of DreamWorks & FAKRO blinds.

Characters from such movies as 'Trolls', 'How to Train Your Dragon', 'Kung Fu Panda' or 'Penguins of Madagascar' will allow your children to invite their favourite heroes into their room.

DreamWorks Dragons © 2019 DreamWorks Animation LLC. All Rights Reserved.
DreamWorks Kung Fu Panda © 2019 DreamWorks Animation LLC. All Rights Reserved.
DreamWorks Kung Fu Panda 3 © 2019 DreamWorks Animation LLC. All Rights Reserved.
DreamWorks Penguins of Madagascar © 2019 DreamWorks Animation LLC. All Rights Reserved.
DreamWorks Trolls © 2019 DreamWorks Animation LLC. All Rights Reserved.



*POPULAR STOCK LINES. ALL OTHERS SUBJECT TO ORDER.

NOTE - THE MATERIAL SAMPLE COLOURS PRINTED CAN DIFFER IN COLOUR TO THE ACTUAL PRODUCT DUE TO PHOTOGRAPHIC PROCESSES - SAMPLE SWATCHES ARE AVAILABLE UPON REQUEST TO THE SALES OFFICE.




➤ ROOF WINDOW INTERNAL ACCESSORIES




**Pleated blinds
APS**

- Softness and diffusion of light.
- Possibility to lock the blind in any position.
- Top-down system - ease of operation by the use of the upper and lower bar.



**Pleated blinds
APF**

- Softness and diffusion of light.
- Possibility to lock the blind in any position.
- Top-down system - ease of operation by the use of the upper and lower bar.



**Insect screen
AMS**

- Protection against insects
- Minimum shading of the room
- Can be installed with other internal and external accessories



*POPULAR STOCK LINES. ALL OTHERS SUBJECT TO ORDER.

NOTE - THE MATERIAL SAMPLE COLOURS PRINTED CAN DIFFER IN COLOUR TO THE ACTUAL PRODUCT DUE TO PHOTOGRAPHIC PROCESSES - SAMPLE SWATCHES ARE AVAILABLE UPON REQUEST TO THE SALES OFFICE.

➤ ACCESSORIES FOR OPENING WINDOWS



ZBH

Handle with lock.




ZBB

Window restrictor.




ZBL

Window lock.



ZSZ

Control rod for operating awning blinds, length 150cm.



ZST

Telescopic control rod enables the user to operate ARS, ARF, AJP, AMS. It also enables easy opening and closing of windows.

| ZBH | ZBB | ZST | ZSP | ZSZ | ZBL | ZSD |
|-----|-----|-----|-----|-----|-----|-----|
| £37 | £39 | £41 | £31 | £37 | £37 | £43 |

ROOF WINDOW INTERNAL ACCESSORIES

| windows external dimensions [cm] size symbol | | 55x78 01 | 55x98 02 | 55x118 16 | 66x98 03 | 66x118 04 | 78x98 05 | 78x118 06 | 78x140 07 | 78x160 13 | 94x118 08 | 94x140 09 | 114x118 10 | 114x140 11 | 134x98 12 | 94x160 80 |
|---|----------------|-------------|-------------|--------------|-------------|--------------|-------------|--------------|--------------|--------------|--------------|--------------|---------------|---------------|--------------|--------------|
| VENETIAN BLIND | AJP I | £68 | £70 | £74 | £74 | £78 | £76 | £80 | £86 | £88 | £87 | £90 | £94 | £98 | £90 | £126 |
| | AJP II | £76 | £84 | £88 | £88 | £92 | £88 | £92 | £98 | £106 | £104 | £110 | £110 | £128 | £110 | £132 |
| | AJP Z-Wave I | - | - | - | £280 | £284 | £284 | £285 | £288 | £294 | £290 | £294 | £296 | £300 | £294 | £300 |
| | AJP Z-Wave II | - | - | - | £290 | £294 | £294 | £294 | £300 | £304 | £300 | £306 | £306 | £318 | £304 | £312 |
| ROLLER BLIND STANDARD | ARS I | £44 | £44 | £47 | £47 | £48 | £50 | £51 | £52 | £54 | £53 | £54 | £61 | £63 | £61 | £63 |
| | ARS II | £68 | £69 | £81 | £82 | £83 | £85 | £86 | £87 | £93 | £91 | £93 | £97 | £99 | £95 | £97 |
| DIMMING ROLLER BLINDS | ARP I | £66 | £66 | £79 | £79 | £79 | £82 | £82 | £82 | - | £90 | £90 | £97 | £102 | £97 | - |
| | ARP II | £92 | £92 | £111 | £111 | £111 | £114 | £114 | £114 | - | £126 | £126 | £137 | £147 | £137 | - |
| | ARP Z-Wave I | £207 | £210 | £212 | £212 | £218 | £218 | £222 | £226 | - | £228 | £230 | £232 | £238 | £232 | - |
| | ARP Z-Wave II | £220 | £222 | £225 | £225 | £228 | £228 | £232 | £235 | - | £235 | £244 | £244 | £248 | £244 | - |
| BLACKOUT BLINDS | ARF I | £72 | £73 | £88 | £88 | £88 | £90 | £93 | £96 | £105 | £105 | £105 | £108 | £122 | £108 | £122 |
| | ARF II | £108 | £108 | £124 | £124 | £124 | £127 | £131 | £137 | £147 | £147 | £151 | £155 | £172 | £155 | £172 |
| | ARF DreamWorks | £100 | £103 | £120 | £120 | £120 | £124 | £126 | £133 | £149 | £144 | £149 | £154 | £171 | £154 | - |
| | ARF Z-Wave I | £210 | £212 | £215 | £215 | £220 | £220 | £224 | £228 | £232 | £230 | £232 | £235 | £242 | £234 | £244 |
| | ARF Z-Wave II | £216 | £218 | £222 | £222 | £225 | £225 | £228 | £232 | £242 | £232 | £238 | £242 | £245 | £242 | £250 |
| PLEATED BLINDS | APS I | £66 | £70 | £74 | £74 | £78 | £76 | £80 | £87 | £95 | £90 | £95 | £101 | £110 | £105 | £114 |
| | APS II | £96 | £101 | £107 | £107 | £112 | £109 | £114 | £122 | £133 | £127 | £133 | £140 | £152 | £146 | £169 |
| | APF I | £97 | £97 | £119 | £119 | £119 | £122 | £126 | £134 | £142 | £142 | £142 | £147 | £164 | £147 | £164 |
| | APF II | £128 | £128 | £152 | £152 | £152 | £158 | £163 | £170 | £188 | £182 | £188 | £192 | £216 | £192 | £216 |
| INSECT SCREEN | AMS 200 | £105 | £108 | £110 | £110 | £110 | £118 | £118 | £118 | £118 | £124 | £124 | £124 | £124 | £128 | £124 |
| | AMS 240 | - | - | - | £112 | £112 | £120 | £120 | £120 | £120 | £127 | £127 | £142 | £142 | £144 | £127 |

*non-standard sizes can be manufactured as a special order - please contact FAKRO GB for more information

NOTE - THE MATERIAL SAMPLE COLOURS PRINTED CAN DIFFER IN COLOUR TO THE ACTUAL PRODUCT DUE TO PHOTOGRAPHIC PROCESSES - SAMPLE SWITCHES ARE AVAILABLE UPON REQUEST TO THE SALES OFFICE.



NOTE - IN ORDER TO SELECT THE ACCESSORIES FOR FAKRO ROOF WINDOWS CORRECTLY, IT IS NECESSARY TO SPECIFY THE TYPE AND SIZE OF THE WINDOW. THIS INFORMATION CAN BE FOUND ON THE DATA PLATE LOCATED IN THE UPPER RIGHT CORNER OF THE SASH. TO READ THE DATA FOR ACCESSORIES MOUNTED ON THE SASH JUST ROTATE THE SASH IN POSITION FOR WASHING.

FLAT ROOF WINDOW STRUCTURE



A flat roof window frame is constructed using reinforced multi-chamber PVC profiles. The internal surface of the frame is white (RAL 9010). The material used in the profile features high resistance against acids and has low moisture absorption. As a result, the window can be installed in every room.

Profiles are filled with insulation material, thus additionally improving the energy saving parameters of the product. The specially profiled covering material under the frame drip cap further improves the ultimate finish between the window and the roof covering.



The servo-motor in electrically opened windows is positioned in the sash and is protected against adverse weather conditions such as rain and snow.

This ensures trouble free operation of the servo-motor and all control elements.



The electrically operated windows (type C, type F and type G) have a built-in sensor that automatically activates the sash closing function when it rains.

Electric actuator situated in the window sash allows for sash maximum micro-opening up to 150mm.



SAFETY & FUNCTIONALITY

HIGH SAFETY



Flat roof windows DMF DU6 Secure, DXF DU6 Secure, DMC P4 Secure and DXC P4 Secure comply with European anti-burglary class RC2 (EN 1627). They are also characterised by the highest impact resistance (Class SB 1200 - EN 1873). Installation of such windows in flat roofs increases operational safety and anti-burglary resistance of buildings.

AMPLE NATURAL LIGHT



The basic function of the window is to provide an abundance of natural light in buildings with flat roofs. With specially designed shapes of the sash and frame profiles, flat roof windows feature up to 16% greater glazing area when compared with other manufacturer's windows of a similar size. With such solution interiors under a flat roof are full of daylight.

NON-STANDARD SIZES



In addition to standard sizes, type F windows can be manufactured in non-standard dimensions (in the range of 60x60cm - 120x220cm). Thermal insulation standards of buildings have been significantly increased and old skylights in flat roofs will not meet current requirements. The specification of a type F window enables existing, often non-standard skylights to be replaced with ease. Taking advantage of such opportunity provides high flexibility when designing or renovating buildings.

ACCESSORIES AND CONTROL



Installing the right internal and external accessories enhances functionality and aesthetic appearance of windows in the roof. Use of an external awning blind protects the room from overheating, while internal accessories provide protection from intense sunlight and enhance interior design.












HOW TO SELECT A FLAT ROOF WINDOW

Flat roof windows - The special structure of FAKRO flat roof windows provides excellent thermal insulation. The FAKRO product range includes flat roof windows with or without domes (type **F**, type **G**, type **Z** and type **C**) and walkable window **DXW**.

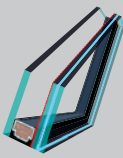

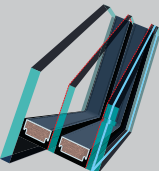

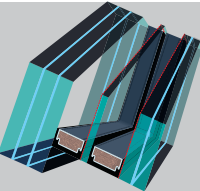
Smoke and heat exhaust ventilation flat roof windows DSF, DSC smoke ventilation flat roof windows are used for extraction of smoke and heat emitted in a building during a fire.

Flat roof access windows: Insulated **DRF, DRC** access roof lights are yet another one of FAKRO's innovative products. The range is expanding and creating solutions which provide safe and convenient access to the roof.

STANDARD ROOF WINDOWS

| FLAT ROOF WINDOWS | | | | | | | | | |
|---|---|---|--|---|--|--|---|---|---|
|  | | | | | | | | | |
| DXF | DMF | DEF | DXG | DMG | DEG | DXZ | DMZ | DEZ | DXW |
|  |  |  |  |  |  |  |  |  |  |
| <ul style="list-style-type: none"> Type F flat roof window. Suitable for pitches from 2-15°. The frame constructed of multi-chamber PVC profiles filled with insulation material. Can be mounted on an additional XRD base with a height of 15cm. | | | <ul style="list-style-type: none"> Suitable for pitches from 2-15°**. Covered with a special glass section which consists of toughened glass featuring a thickness of 4mm or 6mm. Window is factory equipped with glass section. Specially prepared aluminium black profile. The frame constructed of multi-chamber PVC profiles filled with insulation material. Can be mounted on an additional XRD base with a height of 15cm. | | | <ul style="list-style-type: none"> Suitable for pitches from 0-15°. A new line of the D_Z windows offers the widest range of applications, complementing the FAKRO flat roof window range. The new line comes in two versions: <ul style="list-style-type: none"> D_Z-A, high quality and very good parameters combined with modern aesthetics, D_Z-B, high thermal insulation performance with the product. | | | <ul style="list-style-type: none"> Suitable for pitches from 0-15°. Can be installed completely flush within the roofline. Special design ensures safe walk across the window surface. |












GLAZING UNIT

| |  |  |  |  |  |
|-------------------------|---|---|--|---|---|
| GLAZING UNIT | P2 | U8(VSG) | DU6 | DU8 | DW6 |
| GLAZING STRUCTURE | 4-14-33.2 | 4-10-4-12-4-12-33.2 | 6-18-4-18-44.2 / 6-16-4-18-55.2* | 6-10-4-10-4-12-44.2 | 888.44-16-4-18-66.2 |
| TECHNICAL SPECIFICATION | ANTIBURGLARY | PASSIVE GLAZING | HIGHLY ENERGY EFFICIENT | PASSIVE GLAZING | WALKABLE |
| GLAZING | DOUBLE | QUADRUPLE | TRIPLE | QUADRUPLE | DOUBLE |
| INNER LAMINATED GLASS | (CLASS P2A) | (CLASS P2A) | (CLASS P2A) | (CLASS P2A) | (CLASS P2A) |

* THE STRUCTURE OF THE GLAZING UNIT FOR SIZE 120x120 AND LARGER

**MINIMUM ROOF PITCH OF 5 DEGREES ON THE G-RANGE IN SIZES 140X140 AND 120X 220 SUITS A ROOF PITCH OF 5-15


Escape - the **DRL** roof access door is an innovative product providing safe and comfortable access to the flat roof. Its structural durability and range of sizes provide the perfect combination with a loft ladder.

| | | | SMOKE AND HEAT EXHAUST VENTILATION FLAT ROOF WINDOWS | | FLAT ROOF ACCESS WINDOWS | | ESCAPE | | |
|--|---|---|---|---|--|--|---|--|---|
| | | |  | |  | |  | | |
| DXC | DMC | DEC | DSF | DSC | DRF | DRC | DRL | | |
|  |  |  |  |  |  |  |  | | |
| <ul style="list-style-type: none">• Suitable for pitches from 0-15°,• Dome made of durable polycarbonate in a transparent or an opaque version.• Can be mounted on an additional XRD base with a height of 15cm. | | | <ul style="list-style-type: none">• Suitable for roof pitches between 0° and 15°. When installing, windows must be level.• The frame constructed of multi-chamber PVC profiles filled with insulation material.• The sash raises easily to a height of 23cm when used for everyday ventilation.• In the event of fire the sash raises to 50cm. | | <ul style="list-style-type: none">• Suitable for pitches from 2-15°, | | <ul style="list-style-type: none">• Suitable for pitches from 0-15°, | | <ul style="list-style-type: none">• Suitable for pitches from 0-5°,• Designed to be installed together with FAKRO loft ladders (comprehensive solution providing convenient access to the flat roof).• Easy and convenient operation thanks to gas springs.• Sash opened to 60°. |
| | | | | | <ul style="list-style-type: none">• Easy and convenient operation thanks to gas springs.• Sash opened to 80° (90x120 and 120x120 opened to 60°)• Can be mounted on an additional XRD/W base with a height of 15cm (e.g. for installation in green roofs). | | | | |

FLAT ROOF WINDOWS



- The D_F non-domed flat roof window is characterised by exceptional thermal insulation qualities and innovative design.
- The type F flat roof window is suitable for roof pitches between 2° and 15°.
- The flat roof window can be also mounted on an additional base with a height of 15cm.
- Window design allows for the installation of internal and external accessories.
- Secure version.
- ColourLine version.
- Joining gutters available on request.



DXF

- Non-opening.




DMF

- Opened manually by means of ZSD control rod 2.2m long included.
- Sash tilts 30cm.



DEF

- Electrically opened with wireless Z-Wave system.
- Included in the kit: AC adaptor, remote control, rain sensor.
- Sash tilts 15cm.



*D_F ColourLine are available
in any colour from RAL Classic palette.
PRICES ON APPLICATION*

FLAT ROOF WINDOWS


| | | 60x60 | 60x90 | 70x70 | 80x80 | 90x90 | 90x120 | 100x100 | 100x150 | 120x120 | 140x140 | 120x220 |
|----------------------------|---|-------|-------|-------|-------|-------|--------|---------|---------|---------|---------|---------|
| dimensions [cm] | | 60x60 | 60x90 | 70x70 | 80x80 | 90x90 | 90x120 | 100x100 | 100x150 | 120x120 | 140x140 | 120x220 |
| Minimum roof opening [cm] | | 60x60 | 60x90 | 70x70 | 80x80 | 90x90 | 90x120 | 100x100 | 100x150 | 120x120 | 140x140 | 120x220 |
| Maximum roof opening [cm] | | 65x65 | 65x95 | 75x75 | 85x85 | 95x95 | 95x125 | 105x105 | 105x155 | 125x125 | 145x145 | 125x225 |
| Effective glazed area [m²] | | 0.23 | 0.37 | 0.33 | 0.46 | 0.6 | 0.83 | 0.77 | 1.21 | 1.16 | 1.63 | 2.23 |
| size symbol | | 01K | 02K | 03K | 04K | 05K | 06K | 07K | 10K | 08K | 09K | 11K |
| NON-OPENING | DXF DU6 DU6 - High energy efficient triple glazed unit. U-value of window 0.70 | £955 | £1032 | £1059 | £1065 | £1194 | £1326 | £1288 | £1589 | £1543 | £1988 | £2556 |
| | DXF DU8 DU8 - Passive quadruple glazed unit. U-value of window 0.64 | £1212 | £1307 | £1335 | £1349 | £1408 | £1654 | £1628 | £2004 | £1931 | £3723 | £4949 |
| | DXF DU6 Secure* DU6 - High energy efficient triple glazed unit. U-value of window 0.70 | - | - | - | - | £1321 | £1460 | £1432 | - | £1703 | - | - |
| MANUALLY OPENING | DMF DU6 DU6 - High energy efficient triple glazed unit. U-value of window 0.70 | £1038 | £1123 | £1159 | £1168 | £1307 | £1434 | £1398 | £1737 | £1675 | £2226 | £2668 |
| | DMF DU8 DU8 - Passive quadruple glazed unit. U-value of window 0.64 | £1299 | £1406 | £1454 | £1462 | £1638 | £1793 | £1745 | £2161 | £2115 | - | - |
| | DMF DU6 Secure* DU6 - High energy efficient triple glazed unit. U-value of window 0.70 | - | - | - | - | £1483 | £1634 | £1588 | - | £1911 | - | - |
| ELECTRICALLY OPENING | DEF DU6 DU6 - High energy efficient triple glazed unit. U-value of window 0.70 | £1288 | £1359 | £1392 | £1398 | £1545 | £1675 | £1638 | £1931 | £1885 | £2529 | £3218 |
| | DEF DU8 DU8 - Passive quadruple glazed unit. U-value of window 0.64 | £1563 | £1638 | £1692 | £1705 | £1838 | £2024 | £1978 | £2345 | £2281 | - | - |

*DU6 SECURE WINDOW OFFERS INCREASED LEVELS OF SECURITY AND ACHIEVES ANTI-BURGLARY RC2 AS PER EN1627 (DOCUMENT Q)

ACCESSORIES
pages 58-61

FLAT ROOF WINDOWS

- The new range of technologically advanced G windows are based on the high performing C and F range, to give smart aesthetics and provide an alternative solution for bringing natural daylight into rooms below a flat roof.
- The flat roof window can be also mounted on an additional base with a height of 15cm.
- The structure of the window enables installation of internal accessories.
- Suitable for roof pitches 2° to 15°. Please note that for larger windows (DXG, DMG, DEG) with dimensions starting from 140x140 up to 120x220, the required roof pitch is 5-15 degrees.
- Joining gutters available on request.



DXG

- Non-opening.



DMG

- Opened manually by means of ZSD control rod 2.2m long included.
- Sash tilts 30cm.



DEG

- Electrically opened with wireless Z-Wave system.
- Included in the kit: AC adaptor, remote control, rain sensor.
- Sash tilts 15cm.

FLAT ROOF WINDOWS


| dimensions [cm] | 60x60 | 60x90 | 70x70 | 80x80 | 90x90 | 90x120 | 100x100 | 100x150 | 120x120 | 140x140 | 120x220 |
|--|-------|-------|-------|-------|-------|--------|---------|---------|---------|---------|---------|
| Minimum roof opening [cm] | 60x60 | 60x90 | 70x70 | 80x80 | 90x90 | 90x120 | 100x100 | 100x150 | 120x120 | 140x140 | 120x220 |
| Maximum roof opening [cm] | 65x65 | 65x95 | 75x75 | 85x85 | 95x95 | 95x125 | 105x105 | 105x155 | 125x125 | 145x145 | 125x225 |
| Effective glazed area [m²] | 0.23 | 0.37 | 0.33 | 0.46 | 0.6 | 0.83 | 0.77 | 1.21 | 1.16 | 1.63 | 2.23 |
| size symbol | 01K | 02K | 03K | 04K | 05K | 06K | 07K | 10K | 08K | 09K | 11K |
| NON OPENING DXG P2 P2 - Anti-burglary double glazed unit. U-value of window 0.92 | £595 | £638 | £677 | £671 | £771 | £888 | £838 | £1091 | £1057 | £1434 | £1939 |
| MANUALLY OPENING DMG P2 P2 - Anti-burglary double glazed unit. U-value of window 0.92 | £722 | £806 | £828 | £859 | £954 | £1145 | £1061 | £1570 | £1295 | £1889 | £2386 |
| ELECTRICALLY OPENING DEG P2 P2 - Anti-burglary double glazed unit. U-value of window 0.92 | £1010 | £1053 | £1167 | £1086 | £1186 | £1303 | £1253 | £1506 | £1472 | £2408 | £3234 |

ACCESSORIES
pages 58-61

FLAT ROOF WINDOWS




- The type Z windows are built based on the design of the type G windows. A specially constructed glass segment with a slope on the outer surface allows drainage of water even when the window is fitted perfectly horizontally in relation to the roofline.
- A new line of the D_Z windows offers the widest range of applications, complementing the FAKRO flat roof window range. The new line comes in two versions:
 - D_Z-A, high quality and very good parameters combined with modern aesthetics,
 - D_Z-B, high thermal insulation performance with the product.
- The type Z flat roof window is suitable for roof pitches 0°.
- Window design allows for the installation of internal and external accessories.



D_Z-A

- The D_Z-A version is a premium class product, with a high thermal insulation performance.
- High quality and parameters is characterized by high aesthetics of the glass segment performance.
- The profiles have a rounded finish and have an invisible welded connection.
- The internal finish is White PVC.
- The 50mm glazing edge is black and the glued glass technology gives a modern look and perfectly matches with modern architecture design requirements.
- The Window is equipped with a P2 Laminated Anti-Burglary Double Glazing Unit.
- Available in versions:
 - DEZ-A – Electrically operated with wireless Z-Wave system
 - DMZ-A – Manually operated
 - DXZ-A – Non-opening.



D_Z-B

- The D_Z-B Version has a high thermal insulation performance and very good parameters at an attractive price.
- The type D_Z-B is an economical version of type A for tighter build budgets compared to type A.
- The external profiles are straight finished and are jointed with rivets.
- The Glazing is mechanically fastened (with the bottom edge of the glass sheet free).
- The internal finish is White PVC.
- The Window is equipped with a P2 Laminated Anti-Burglary Double Glazing Unit.
- Available in versions:
 - DEZ-B – Electrically operated with wireless Z-Wave system
 - DMZ-B – Manually operated
 - DXZ-B – Non-opening.

FLAT ROOF WINDOWS


| | | 60x60 | 60x90 | 70x70 | 80x80 | 90x90 | 90x120 | 100x100 | 120x120 |
|----------------------------|---|-------|-------|-------|-------|-------|--------|---------|---------|
| dimensions [cm] | | 60x60 | 60x90 | 70x70 | 80x80 | 90x90 | 90x120 | 100x100 | 120x120 |
| Minimum roof opening [cm] | | 60x60 | 60x90 | 70x70 | 80x80 | 90x90 | 90x120 | 100x100 | 120x120 |
| Maximum roof opening [cm] | | 65x65 | 65x95 | 75x75 | 85x85 | 95x95 | 95x125 | 105x105 | 125x125 |
| Effective glazed area [m²] | | 0.23 | 0.37 | 0.33 | 0.46 | 0.6 | 0.83 | 0.77 | 1.16 |
| size symbol | | 01K | 02K | 03K | 04K | 05K | 06K | 07K | 08K |
| NON-OPENING | DXZ-A P2 P2 - Anti-burglary double glazed unit. U-value of window 0.95 | £900 | £975 | £1000 | £1015 | £1120 | £1240 | £1210 | £1450 |
| | DXZ-B P2 P2 - Anti-burglary double glazed unit. U-value of window 0.95 | £640 | £690 | £710 | £740 | £820 | £980 | £925 | £1030 |
| MANUALLY OPENING | DMZ-A P2 P2 - Anti-burglary double glazed unit. U-value of window 0.95 | £1015 | £1090 | £1125 | £1130 | £1275 | £1400 | £1350 | £1650 |
| | DMZ-B P2 P2 - Anti-burglary double glazed unit. U-value of window 0.95 | £780 | £870 | £900 | £930 | £1025 | £1200 | £1150 | £1350 |
| ELECTRICALLY OPENING | DEZ-A P2 P2 - Anti-burglary double glazed unit. U-value of window 0.95 | £1250 | £1325 | £1355 | £1430 | £1500 | £1650 | £1700 | £2000 |
| | DEZ-B P2 P2 - Anti-burglary double glazed unit. U-value of window 0.95 | £1100 | £1150 | £1220 | £1250 | £1400 | £1600 | £1550 | £1850 |

ACCESSORIES
pages 58-61



WALK ON FLAT ROOF WINDOWS

- An abundance of natural light in buildings with flat roofs.
- The frame of the flat roof window is constructed of multi-chamber PVC profiles filled with insulation material. The upper part of the window comes with an innovative flat glazing unit.
- The window comes with passive, double-chamber glazing unit with a U-value of 0.50 W/m²K.
- Suitable for roof pitches between 0° and 15°.
- Can be mounted on an additional XRD/W base and allows you to raise the window above the flat roof by an additional 15cm.



DXW

- Non-opening.
- Providing a surface level with the roof and a special non-slip coating to ensure complete safety when walking across it.
- Enhanced load capacity.
- High resistance to break-in attempts thanks to reinforced design.
- Reduced heat loss ($U_w=0.70 \text{ W/m}^2\text{K}$).
- Modern design and high quality finish.
- Quick and easy installation.
- Profiles which clamp the covering material and facilitate the finish of the window connection with the roofing material included as standard.

WALK ON FLAT ROOF WINDOWS


| dimensions [cm] | 60x60 | 60x90 | 70x70 | 80x80 | 90x90 | 90x120 | 100x100 | 120x120 |
|--|--------------|--------------|--------------|--------------|--------------|--------------|--------------|--------------|
| Effective glazed area [m ²] | 0.23 | 0.37 | 0.33 | 0.46 | 0.6 | 0.83 | 0.77 | 1.16 |
| size symbol | 01K | 02K | 03K | 04K | 05K | 06K | 07K | 08K |
| DXW DW6 U-value of window 0.70 | £1519 | £1631 | £1687 | £1711 | £1891 | £2081 | £2025 | £2454 |

NON
OPENING




DOMED FLAT ROOF WINDOWS

- Provides a large amount of natural light.
- Wide range of sizes.
- Window design allows for the installation of internal and external accessories.
- The domed flat roof window is intended for installation in a roof with a pitch of 0°-15°.
- The flat roof window can be also mounted on an additional base with a height of 15cm.
- Secure version.
- Joining gutters available on request.




DXC

- Non-opening.



DMC

- Opened manually by means of ZSD control rod 2.2m long included.
- Sash tilts 30cm.



DEC

- Electrically opened with wireless Z-Wave system.
- Included in the kit: AC adaptor, remote control, rain sensor.
- Sash tilts 15cm.

FLAT ROOF WINDOWS

| dimensions [cm] | | 60x60 | 60x90 | 70x70 | 80x80 | 90x90 | 90x120 | 100x100 | 100x150 | 120x120 | 140x140 | 120x220 |
|----------------------------|--|-------|-------|-------|-------|-------|--------|---------|---------|---------|---------|---------|
| Minimum roof opening [cm] | | 60x60 | 60x90 | 70x70 | 80x80 | 90x90 | 90x120 | 100x100 | 100x150 | 120x120 | 140x140 | 120x220 |
| Maximum roof opening [cm] | | 65x65 | 65x95 | 75x75 | 85x85 | 95x95 | 95x125 | 105x105 | 105x155 | 125x125 | 145x145 | 125x225 |
| Effective glazed area [m²] | | 0.23 | 0.37 | 0.33 | 0.46 | 0.6 | 0.83 | 0.77 | 1.21 | 1.16 | 1.63 | 2.23 |
| size symbol | | 01K | 02K | 03K | 04K | 05K | 06K | 07K | 10K | 08K | 09K | 11K |
| NON OPENING | DXC-C P2 P2 - Anti-burglary double glazed unit. U-value of window 1.2 | £474 | £508 | £556 | £535 | £615 | £708 | £668 | £866 | £836 | £1190 | £1601 |
| | DXC-C P4 Secure* P4 - Anti-burglary double glazed unit. U-value of window 1.2 | - | - | - | - | £819 | £888 | £866 | - | £1069 | - | - |
| MANUALLY OPENING | DMC-C P2 P2 - Anti-burglary double glazed unit. U-value of window 1.2 | £659 | £729 | £752 | £755 | £864 | £964 | £935 | £1200 | £1162 | £1525 | £2055 |
| | DMC-C P4 Secure* P4 - Anti-burglary double glazed unit. U-value of window 1.2 | - | - | - | - | £989 | £1103 | £1073 | - | £1328 | - | - |
| ELECTRICALLY OPENING | DEC-C P2 P2 - Anti-burglary double glazed unit. U-value of window 1.2 | £889 | £923 | £968 | £950 | £1030 | £1123 | £1083 | £1281 | £1251 | £1773 | £2369 |
| | DEC-C U8(VSG) U8 (VSG) - Passiv quadruple glazed unit. U-value of window 0.72** | £1406 | £1471 | £1515 | £1525 | £1677 | £1838 | £1784 | £2109 | £2055 | - | - |

* P4 SECURE WINDOW OFFERS INCREASED LEVELS OF SECURITY AND ACHIEVES ANTI-BURGLARY RC2 AS PER EN1627 (DOCUMENT Q)

** THIS WINDOW DOES NOT HAVE PASSIVE CERTIFICATION

ACCESSORIES
pages 58-61

SMOKE VENTILATION FLAT ROOF WINDOWS

- DSF, DSC smoke ventilation flat roof windows are used for extraction of smoke and heat emitted in a building during a fire. This is a perfect solution for stairwells where under normal operating conditions this window serves the purpose of room ventilation and lighting.
- FAKRO smoke ventilation windows combine the standard function of a roof window with that of automatic smoke evacuation in a single product.
- Suitable for roof pitches between 0° and 15°. When installing, windows must be level.



DSF

- Smoke ventilation flat roof window.



DSC

- Smoke ventilation flat roof window with a dome made of durable polycarbonate. The window is offered in two versions:
 - **DSC-C2 P2** with **2** actuators to raise the sash
 - **DSC-C4 P2** with **4** actuators to raise the sash.



- **DSF DU6** – includes control panel RZN4408K – 1no smoke sensor OSD23 – 1no breakglass RT45.
- **DSC-C2 P2** – includes control panel RZN4404K – 1no smoke sensor OSD23 – 1no break glass RT45.
- **DSC-C4 P2** - version with four actuators compatible with a standard control unit RZN 4408-K RZN 4404-K, control units are available in FAKRO product range.

SMOKE VENTILATION WINDOWS

| dimensions [cm] | 105x105 | 120x120 |
|---|------------|------------|
| | | |
| Effective geometric area [m²] | 1,00 | 1,32 |
| Aerodynamic free area of the product [m²] | 0,49 | 0,61 |
| size symbol | 12K | 08K |

| | | |
|---|--------------|--------------|
| DSF DU6 U-value = 0.79 W/m²K* | £5850 | £6078 |
|---|--------------|--------------|

| dimensions [cm] | 100x100 | 120x120 |
|---|------------|------------|
| | | |
| Effective geometric area [m²] | 0,9 | 1,32 |
| Aerodynamic free area of the product [m²] | 0,44 | 0,57 |
| size symbol | 07K | 08K |

| | | |
|--|--------------|--------------|
| DSC-C2 P2 U-value = 1.0 W/m²K* | £3978 | £4386 |
|--|--------------|--------------|

| | | |
|--|--------------|--------------|
| DSC-C4 P2 U-value = 1.0 W/m²K* | £5000 | £5500 |
|--|--------------|--------------|

* value for size 120x120


ADDITIONAL ELEMENTS:

| | |
|---|------------|
| ZRD Rain sensor | £81 |
| LP1W Ventilation switch white | £52 |
| LP1B Ventilation switch black | £52 |



► FLAT ROOF ACCESS

- Provide safe and convenient access to the flat roof.
- The frame is constructed of multi-chamber PVC profiles filled with insulation material.
- Can be mounted on an additional XRD/W base with a height of 15cm, for installation in green and living roofs.



DRF



DRC

Special hinges and functional opening system used in the access roof light ensure easy sash opening up to 80°. Gas springs facilitate operation of the sash and keep it stable in the open position, thus protecting against accidental closing. What is more, access roof lights feature increased safety of use thanks to the application of anti-slip covers on their profiles window and allows its installation, e.g. in green or living roofs

- Flat access roof light without a dome.
- DRF goes with ZBR lock.
- The type F flat access roof light is suitable for roof pitches between 2° and 15°.
- Flat access roof light with a dome.
- The dome can be transparent (DRC-C) or opaque (DEC-M).
- The type C flat access roof light is suitable for roof pitches between 0° and 15°.

FLAT ROOF ACCESS WINDOWS

| dimensions [cm] | 90x90 | 90x120 | 100x100 | 120x120 |
|---|-------|--------|---------|---------|
| Effective glazed area [m²] | 0,6 | 0,83 | 0,77 | 1,16 |
| size symbol | 05K | 06K | 07K | 08K |
| DRF DU6 U-value = 0,74 W/m²K | £1545 | £1711 | £1658 | £2010 |
| DRC-C P2, DRC-M P2 U-value = 0,93 W/m²K | £1081 | £1143 | £1078 | £1337 |

ACCESSORIES
pages 58-61



FLAT ROOF ACCESS DOOR

- The DRL roof access door is an innovative product, providing safe and comfortable access to the flat roof. Its structural durability and range of sizes provide the perfect combination with a loft ladder.
- The frame is constructed of multi-chamber PVC profiles filled with insulation material.
- Insulated sash equipped with a rubber seal ensures perfect thermal insulation performance.
- The sash can be opened up to 60°. Gas springs facilitate opening and closing and the sash can be left in open position.
- Suitable for roof pitches between 0° and 5°.







DRL



+ LML

- Sizes of the roof access door are adjusted according to the size of LML loft ladder (loft ladders are sold separately - see Loft Ladder Catalogue).

FLAT ROOF ACCESS DOOR

| dimensions [cm] | 60x120 | 70x120 | 70x130 | 70x140 | 86x130 | 92x130 |
|-----------------------------------|---|---|---|---|---|---|
| |  |  |  |  |  |  |
| DRL* + LML 280 LOFT LADDER | £1671 | £1728 | £1781 | £1838 | £2160 | £2228 |
| DRL* + LML 305 LOFT LADDER | - | - | £1816 | £1877 | £2232 | £2285 |

*U-value of access door 0,67

PRICES SHOW INCLUDE FOR THE LML LOFT LADDER TO MATCH HATCH SIZE - 60X120 / 70X120 / 70X130/& 70 140CM - CEILING HEIGHT MAXIMUM 280CM
PRICE INCLUDES THE ACCESS DOOR AND LML LOFT LADDER AS INDIVIDUAL ITEMS FOR ON SITE INSTALLATION.

FLAT ROOF SYSTEM EF

- The system enables you to provide a pitch within the window upstand and therefore enables a standard roof window to be used on a flat roof.
- The flat roof system is an ideal solution for illumination of residential or commercial spaces while retaining good insulation performance of the roof.
- It consists of two main components: a specially designed wooden base with insulation material and aluminium flashing to join the window with the housing.
- Windows in the flat roof system can be equipped with internal and external accessories.
- Suitable for roof pitches between 0° and 15°.



EFW

- Mainly used in order to provide some more natural light when adapting attics with low pitch roof to living space, in production halls and warehouses while at the same time maintaining good thermo-insulating properties.
- An **EFW** suits our standard roof windows such as an FTP-V Z-Wave that works with a remote control. **EFS** version is to be used with smoke ventilation windows.



EFR


FLAT ROOF GABLE SYSTEM

- Wooden gable structure with complete set of flashings shortens the minimum installation time. Aesthetic and highly effective solution to illuminate rooms in buildings with low-angle roofs.
- Flat roof gable system ensures good thermal insulation performance using any standard FAKRO roof windows.

FLAT ROOF SYSTEM

| windows external dimensions [cm] size symbol | 55x78 01 | 55x98 02 | 55x118 16 | 66x98 03 | 66x118 04 | 78x98 05 | 78x118 06 | 78x140 07 | 78x160 13 | 94x118 08 | 94x140 09 | 114x118 10 | 114x140 11 | 134x98 12 | 94x160 80 |
|---|-------------|-------------|--------------|-------------|--------------|-------------|--------------|--------------|--------------|--------------|--------------|---------------|---------------|--------------|--------------|
| EFW Kerb | £270 | £276 | £301 | £305 | £307 | £310 | £325 | £370 | £420 | £375 | £381 | £384 | £398 | £412 | £445 |

FLAT ROOF GABLE SYSTEM

| Size [cm] Overall product size [cm] - (S x L x h) Flat roof opening [cm] | 4 pcs.78x98 196x217x73 156x177 | 4 pcs.78x118 196x252x83 156x212 | 4 pcs.78x140 196x290x94 156x250 | 4 pcs.114x98 268x217x73 228x177 | 4 pcs.114x118 268x252x83 228x212 | 4 pcs.114x140 268x290x94 228x250 |
|---|--------------------------------------|---------------------------------------|---------------------------------------|---------------------------------------|--|--|
|  Glazing area B2/2 [m²] Product code | 1,88 B2/2 05 | 2,36 B2/2 06 | 2,92 B2/2 07 | 3,04 B2/2 20 | 3,80 B2/2 10 | 4,64 B2/2 11 |
| EFR | ✓ | ✓ | ✓ | ✓ | ✓ | ✓ |

PLEASE CONTACT FAKRO SALES OFFICE FOR PRICE AND FURTHER DETAILS.



► INSTALLATION BASE XRD

- The XRD installation base is designed for flat roof windows type C, G and type F. It allows you to raise the window above the flat roof by an additional 15cm.
- Reduces the time it takes to install a window on a flat roof with an upstand which can raise a window up if required (e.g. green or gravel roofs).
- The profile of the XRD installation base is made of recycled material (grey colour) and is eco-friendly. The profile is filled with insulation material (polystyrene) to ensure a high standard of insulation.




XRD

Versatility of the installation base enables a maximum of two bases to be stacked on top of one another to achieve greater height. The base is designed for use with the following flat roof windows: DXF, DMF, DEF, DXC, DMC, DEC.



XRD/W

Versatility of the installation base enables a maximum of three bases to be stacked on top of one another to achieve greater height. The profile of the installation base is filled with impregnated wooden blocks in sizes adapted to fit chambers of the profile of the base in order to enhance its rigidity. Bases are designed for use with DXW windows, all DRF/DRC flat access roof lights, DRL flat roof access doors. It is also used with standard type C, G & F flat roof windows when there are 3 installation bases needed with single window.



XRD/A

XRD/A - angled installation frame uplifting the installation angle by three degrees, to be installed with F and G type windows, used directly under the window and compatible with XRD i XRD/W frames. It enables the F&G window installation in roof pitches from 0°.

INSTALLATION BASE XRD

| dimensions [cm] size symbol | 60x60 01K | 60x90 02K | 70x70 03K | 80x80 04K | 90x90 05K | 90x120 06K | 100x100 07K | 100x150 10K | 120x120 08K | 140x140 09K | 120x220 11K |
|--------------------------------|--------------|--------------|--------------|--------------|--------------|---------------|----------------|----------------|----------------|----------------|----------------|
| XRD | £190 | £200 | £210 | £210 | £222 | £245 | £243 | £273 | £267 | £310 | £321 |
| XRD/W | £208 | £218 | £231 | £231 | £245 | £269 | £265 | £300 | £296 | £342 | £351 |
| XRD/A | £77 | £86 | £87 | £87 | £92 | £116 | £118 | £148 | £129 | £153 | £196 |

► FLAT ROOF WINDOW - ACCESSORIES



£80

ZRD

- It ensures automatic window closing in case of rain. IZRD is installed in the open area of the roof, directly exposed to weather conditions.



£47

ZBR

- ZBR lock protects against unintentional closure of the sash caused by accidental push or strong gusts wind.



£45

ZBL/D

- ZBL/D lock enables closing the window with the key everywhere where it is necessary to protect the roof against unauthorized entrance. The lock is compatible with all standard DRF and DRC windows and DRL roof access door.




AMZ/F Solar awning blind

- For type F roof windows.
- Comfortable, automatic operation of the blind (intelligent system controls the awning blind depending on the insolation level). Photovoltaic panel acts a sensor and reacts to solar radiation. High insolation levels trigger the awning blind to unroll automatically. In cloudy weather, the awning blind rolls back up automatically without any user intervention.
- Powered by a solar battery pack.

Control:

- Automatic operation or remote control.




AMZ/C Z-Wave awning blind

- For type C roof windows.
- Opened with wireless Z-Wave system.
- Innovative profile system enables installation of the awning blind under the window's dome.
- Powered from the mains.

Control:

- Remote control or wall switch.



FLAT ROOF WINDOW ACCESSORIES

| dimensions [cm] | 60x60 | 60x90 | 70x70 | 80x80 | 90x90 | 90x120 | 100x100 | 100x150 | 120x120 | 140x140 | 120x220 |
|------------------------|-------|-------|-------|-------|-------|--------|---------|---------|---------|---------|---------|
| size symbol | 01K | 02K | 03K | 04K | 05K | 06K | 07K | 10K | 08K | 09K | 11K |
| AMZ/F Solar I | £602 | £602 | £622 | £622 | £638 | £648 | £638 | £775 | £664 | £836 | £985 |
| AMZ/F Solar II | £638 | £638 | £660 | £660 | £680 | £690 | £680 | £830 | £706 | £890 | £1050 |
| AMZ/C Z-Wave I | £312 | £320 | £325 | £330 | £346 | £634 | £356 | £670 | £680 | £706 | £782 |
| AMZ/C Z-Wave II | £328 | £335 | £345 | £348 | £365 | £665 | £375 | £700 | £710 | £742 | £818 |

ALL FLAT ROOF ACCESSORIES ARE TO SPECIAL ORDER.

NOTE - THE MATERIAL SAMPLE COLOURS PRINTED CAN DIFFER IN COLOUR TO THE ACTUAL PRODUCT DUE TO PHOTOGRAPHIC PROCESSES - SAMPLE SWATCHES ARE AVAILABLE UPON REQUEST TO THE SALES OFFICE.

▶ FLAT ROOF WINDOW ACCESSORIES - INTERNAL




**Blackout
blinds
ARF/D**

- Very good protection from sunlight.
- The possibility of darkening the room.
- Possibility to lock the blind in any position.
- Partial protection from solar heat.

Control:

- Operated by means of ZSD control rod.



**Blackout
blinds
ARF/D Z-Wave**

- Opened with wireless Z-Wave system.
- Powered from the mains.



Control:

- Remote control or wall switch.



**Pleated
blinds
APF/D**

- Partial reduction of heat in the room.
- Fabric with a honeycomb structure and an internal aluminium coating provides blackout and good thermal performance.
- Aluminium guides are available in two colour versions - lacquered white and anodised silver.
- Top down system - easy operation by means of an upper and lower bar.
- Operated by means of ZSD or ZST control rod.



FLAT ROOF WINDOW ACCESSORIES

| dimensions [cm] size symbol | 60x60 01K | 60x90 02K | 70x70 03K | 80x80 04K | 90x90 05K | 90x120 06K | 100x100 07K | 100x150 10K | 120x120 08K | 140x140 09K | 120x220 11K |
|--------------------------------|--------------|--------------|--------------|--------------|--------------|---------------|----------------|----------------|----------------|----------------|----------------|
| ARF/D I | £73 | £73 | £79 | £83 | £89 | £97 | £97 | - | £99 | £119 | - |
| ARF/D II | £81 | £81 | £86 | £91 | £97 | £109 | £109 | - | £111 | £121 | - |
| ARF/D Z-Wave I | £268 | £268 | £274 | £276 | £284 | £288 | £288 | £326 | £312 | - | - |
| ARF/D Z-Wave II | £275 | £275 | £280 | £284 | £290 | £296 | £296 | £332 | £318 | - | - |
| APF/D I | £98 | £98 | £104 | £112 | £120 | £130 | £130 | £142 | £135 | £162 | £265 |
| APF/D II | £110 | £110 | £118 | £126 | £132 | £146 | £146 | £160 | £152 | £174 | £298 |

NOTE - THE MATERIAL SAMPLE COLOURS PRINTED CAN DIFFER IN COLOUR TO THE ACTUAL PRODUCT DUE TO PHOTOGRAPHIC PROCESSES - SAMPLE SWATCHES ARE AVAILABLE UPON REQUEST TO THE SALES OFFICE.

LIGHT TUNNELS



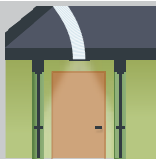

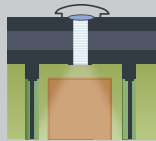




A source of natural light should be available in any living space. Unfortunately, there are interiors in which the use of vertical or roof windows is not feasible. Rooms devoid of daylight are dark and uncomfortable. To ensure illumination in such places, installing a light tunnel will channel natural light to the centre. Light tunnels can constitute the main or additional light source in any room.

The light tunnel carries daylight via the light transmitting tube. Sunlight is reflected from the walls of the highly reflective tube and is directed downwards to the diffuser.

The diffuser which is fitted in the ceiling evenly distributes natural light, illuminating the room.


The amount of light entering the room is dependent on the location of the dome. When planning the installation of the light tunnel, the following elements should be taken into account:

- Place the dome on a south facing roof which is the most illuminated part of the roof and avoid shady places.
- Locate the light transmitting tube in such a way that it travels the shortest possible distance between roof and ceiling.
- Install the light tunnel to ensure the best possible tension (light tunnel with flexible tube).

| LIGHT TUNNELS | | | | LIGHT TUNNELS FOR FLAT ROOFS | |
|---|---|---|---|--|---|
| LIGHT TUNNELS WITH FLEXIBLE LIGHT TRANSMITTING TUBE | | LIGHT TUNNELS WITH RIGID LIGHT TRANSMITTING TUBE | | LIGHT TUNNEL WITH FLEXIBLE LIGHT TRANSMITTING TUBE | LIGHT TUNNEL WITH RIGID LIGHT TRANSMITTING TUBE |
|  | |  | |  | |
| SF flat | SF _{-L} flat with illumination function | SR flat | SR _{-L} flat with illumination function | SFF | SRF |
| | | | | with a dome made of durable polycarbonate | |
|  | |  | |  |  |
| <ul style="list-style-type: none"> • The light tunnel provides natural light to all rooms in the building. • The flexible light transmitting tube is ideal for installation in rooms with structural obstacles that have to be bypassed (reducing installation time). | | <ul style="list-style-type: none"> • The light tunnel provides natural light to all rooms in the building. • Reflective layer (using pure silver) applied in the production of elements of the light transmitting tube is characterized by light reflective factors of 98%. | | <ul style="list-style-type: none"> • Illumination with natural light for all rooms under flat roofs. • Suitable for pitches from 0-15°. | |


► LIGHT TUNNELS WITH FLEXIBLE TUBE

- The light tunnel enables illumination of all rooms in the building, even those which cannot be fitted with roof windows or vertical windows.
- Using light tunnels in rooms devoid of daylight lets natural light inside for better illumination. In other rooms, the light tunnel can constitute an additional light source, enhancing the user's comfort and saving energy.
- It carries daylight via the light transmitting tube. Sunlight is reflected from the walls of the flexible, re-reflective tube and is directed downwards to the diffuser. The diffuser which is fitted in the ceiling evenly distributes natural light, illuminating the room.
- Suitable for pitches from 15° – 60° and flat roofs.



SF_

- Flat.
- Equipped with integrated flashing. Three types of flashings are available: for flat, corrugated and high profile roof coverings.



SF_-L

- Flat - version which illuminates with the space directly below the installation of light tunnel's outer element e.g. attic or loft.
- Equipped with integrated flashing. Three types of flashings are available: for flat, corrugated and high profile roof coverings.

| LIGHT TUNNELS SF_ | | |
|---|-------------|-------------|
| light tunnel diameter [cm] | 35 | 55 |
| tube length [cm] | 210 | 210 |
| SFS for flat roof coverings | £280 | £388 |
| SFZ for corrugated roof coverings | £280 | £388 |
| SFH for high profile roof coverings | £280 | £388 |
| SFL for slate roof coverings | £280 | £388 |

| LIGHT TUNNELS SF_-L | | |
|---|-------------|-------------|
| light tunnel diameter [cm] | 35 | 55 |
| tube length [cm] | 210 | 210 |
| SFS-L for flat roof coverings | £294 | £406 |
| SFZ-L for corrugated roof coverings | £294 | £406 |
| SFH-L for high profile roof coverings | £294 | £406 |
| SFL-L for slate roof coverings | £294 | £406 |

ACCESSORIES FOR LIGHT TUNNELS

| | | |
|---|-------------|-------------|
| light tunnel diameter [cm] | 35 | 55 |
| SLM 30 Flexible light transmitting tube extension kit, standard length 30cm | £59 | £68 |
| SLM 60 Flexible light transmitting tube extension kit, standard length 60cm | £70 | £81 |
| SLM 90 Flexible light transmitting tube extension kit, standard length 90cm | £80 | £92 |
| SLM 120 Flexible light transmitting tube extension kit, standard length 120cm | £72 | £101 |
| SLM 210 Flexible light transmitting tube extension kit, standard length 210cm | £122 | £151 |
| SLO Light Kit | £51 | £53 |




SLM



SLO


► LIGHT TUNNELS WITH RIGID TUBE

- They can be used in any room, but due to minimum light loss they are recommended for special buildings in which natural light must be transmitted over long distances (e.g. 12m).
- They come with a rigid light transmitting tube which is made of aluminum and covered with a reflective silver layer reflecting 98% of light (the interior of the tube looks like a mirror). This design lets much more natural light into the room.
- The light tunnels consists of collecting light, a flashing rigid light transmitting tube, elbow, diffuser and ceiling frame.*
- Suitable for pitches from 15° – 60° and flat roofs.



SR_

- Flat.
- Equipped with integrated flashing. Three types of flashings are available: for flat, corrugated and high profile roof coverings.



SR_-L

- Flat - version which illuminates with natural light the space directly below the installation of light tunnel's outer element e.g. attic or loft.
- Equipped with integrated flashing. Three types of flashings are available: for flat, corrugated and high profile roof coverings.

| LIGHT TUNNELS SR_ | | | | |
|---|------|------|------|--|
| light tunnel diameter [cm] | 25 | 35 | 55 | |
| tube length [cm] | 210 | 210 | 180* | |
| SRS for flat roof coverings | £290 | £375 | £575 | |
| SRZ for corrugated roof coverings | £290 | £375 | £575 | |
| SRH for high profile roof coverings | £290 | £375 | £575 | |
| SRL for slate roof coverings | £290 | £375 | £575 | |

| LIGHT TUNNELS SR_-L | | | | |
|---|------|------|------|--|
| light tunnel diameter [cm] | 25 | 35 | 55 | |
| tube length [cm] | 210 | 210 | 180* | |
| SRS-L for flat roof coverings | £316 | £418 | £620 | |
| SRZ-L for corrugated roof coverings | £316 | £418 | £620 | |
| SRH-L for high profile roof coverings | £316 | £418 | £620 | |
| SRL-L for slate roof coverings | £316 | £418 | £620 | |

| ACCESSORIES FOR LIGHT TUNNELS | | | | |
|--|-----|------|------|--|
| light tunnel diameter [cm] | 25 | 35 | 55 | |
| SRM 61 Rigid light transmitting tube extension element, standard length 61cm | £69 | £86 | £113 | |
| SRK Elbow | £88 | £116 | £223 | |
| SLO Light Kit | £51 | £51 | £53 | |



SRM



SRK



SLO

* SRK is an optional extra for the 550



▶ FLAT ROOF LIGHT TUNNELS

- Flat roof light tunnels make it possible to illuminate all rooms under flat roofs with natural light.
- A great addition due to its design of the type C flat roof window with a dome that ensures high durability and tightness.
- Installation of light tunnels allows daylight to rooms under flat roofs.
- Base of the light tunnel is filled inside with insulation material to secure excellent thermal insulation performance.
- Light tunnels are suitable for roofs with pitches from 0° – 15°.



SFF

- The light tunnel with the flexible light transmitting tube which allows the light tunnel with the flexible light transmitting tube can bypass potential structural obstacles. The tube length is 210cm.



SRF

- The light tunnel with the rigid light transmitting tube with a length of 61cm.
- The tube can be extended using a special SRM extension kit.

| LIGHT TUNNELS | | |
|----------------------------|-------------|-------------|
| light tunnel diameter [cm] | 35 | 55 |
| tube length [cm] | 210 | 210 |
| SFF | £390 | £655 |

| | | |
|----------------------------|-------------|-------------|
| light tunnel diameter [cm] | 35 | 55 |
| tube length [cm] | 61 | 61 |
| SRF | £485 | £752 |







LOFT LADDERS

FOLDING LOFT LADDERS enable safe and easy access to loft spaces without the need for costly and space-consuming staircases. FAKRO ladders satisfy all technical and safety requirements whilst maximising ease of use and comfort.

FAKRO offers a choice of wood and metal loft ladders to satisfy the needs of each individual customer and home. All FAKRO folding ladders offer a high degree of thermal efficiency.




All loft ladders compliant with EN 14975.

| LOFT LADDER TYPE | LWK Komfort | LTK Energy | LWF 45 | LMF 120 | LST |
|------------------------------|--|---|--|--|--|
| |  U=1.1 W/m ² K |  U=0.68 W/m ² K |  EN 13501-2 EI, 45 U=0.6 W/m ² K |  EN 13501-2 EI, 120 U=0.79 W/m ² K |  U=1.1 W/m ² K |
| Room height [cm] | 280, 305 | | | 280, 305 | 250-280 |
| Box | pinewood | | | metal | pinewood |
| Hatch | thermo-insulating | extra thermo-insulating | fire-resistant | fire-resistant | thermo-insulating |
| Hatch colour | white | white | white | white | white |
| Ladder | pinewood | | | metal | metal |
| Treads | non-slip treads set flush with ladder strings | | | metal, anti-slip | metal, anti-slip |
| Thermal insulation thickness | 3 cm | 6 cm | 7.4 cm | 8cm | 3 cm |
| Hatch thickness | 3.6 cm | 6.6 cm | 8 cm | 8.2 cm | 3.6 cm |
| Maximum loading | 160 kg | 160 kg | 160 kg | 200 kg | 200 kg |



L-SHAPED COMBINATION DOORS

In addition to having a wide range of loft ladders FAKRO also manufacture combination loft doors for installation in walls. These are used to provide access to unused space behind a wall or under stairs. Three models are available, the first and most basic model, the **DWK** insulating door having a 3.6cm thick sash. For added thermal efficiency and airtightness the **DWT** provides a U-value of 0.6 and offers Class 4: EN 12207 performance. Where fire resistance is required, the **DWF** offers double-sided protection (fire classification EI₄₅ EN 13501-2), as well as exceptional airtightness and thermal insulation.

| DOOR TYPE | DWK U=1.1 W/m ² K | DWT U=0.6 W/m ² K 4 CLASS EN12207 | DWF U=0.64 W/m ² K 4 CLASS EN12207 EN 13501-2 EI, 45 |
|------------------------------|---|---|--|
| |  |  |  |
| | INSULATED | HIGHLY ENERGY EFFICIENT | FIRE-RESISTANT |
| Sash structure | Frame made of pinewood clad on both sides with HDF board and filled inside with insulation material | | |
| Sash colour | white | | |
| Opening | right or left side | | |
| Closing | universal handle with a lock | | |
| Finishing trims | 3.5 cm wide wooden in a natural colour | | |
| Thermal insulation thickness | 3 cm | 6 cm | |
| Sash thickness | 3.6 cm | 6.6 cm | |



Simply check the height and width dimensions for your chosen window, and see the choice of products available based on the P2 glazing unit.

| | | WIDTH in cm | | | | | |
|--------------|-----|--------------------------------|--|--|--|--|----------------------------------|
| | | 55 | 66 | 78 | 94 | 114 | 134 |
| HEIGHT in cm | 60 | | | FNP * | FNP * | FNP * | FNP * |
| | 78 | FTP-V PTP | FWR FWL FTP-V PTP-V PTP | FNP/D * FTP-V PTP-V PTP | FNP/D * FTP-V PTP-V PTP | FNP/D * FTP-V PTP-V PTP | FNP/D * FTP-V PTP-V PTP |
| 98 | 98 | FTP-V FPP-V PTP PPP-V | FTP-V FPP-V PTP PPP-V FWR FWL | FTP-V FPP-V PTP PPP-V FWR FWL | FWL | FTP-V PTP-V PTP | FTP-V FPP-V |
| | 118 | FTP-V FPP-V PTP PPP-V | FTP-V FPP-V PTP PPP-V FWR FWL | FTP-V FPP-V PTP PPP-V FWR FWL | FTP-V FPP-V PTP PPP-V FWR FWL | FTP-V FPP-V PTP FSP FWR FWL | FTP-V PTP-V PTP |
| 140 | 140 | FTP-V FPP-V PTP PPP-V | FTP-V FPP-V PTP PPP-V | FTP-V FPP-V PTP PPP-V FYP-V FHP FWR FWL | FTP-V FPP-V PTP PPP-V FYP-V FHP FWR FWL | FTP-V FPP-V PTP-V FSP | |
| | 160 | | | FYP-V FTP-V PTP-V PTP FPP-V | FYP-V FTP-V PTP-V ** PTP ** | | |
| 180 | 180 | | | FYP-V | FYP-V | | |
| | 186 | | | FDY-V | FDY-V | | |
| 206 | 206 | | | FDY-V FYP-V | FDY-V FYP-V | | |
| | 235 | | | FDY-V *** | FDY-V *** | | |
| 255 | 255 | | | FDY-V *** FGH-V P2 | FDY-V *** FGH-V P2 | | |

| | | WIDTH in cm | | | WIDTH in cm | |
|--------------|----|-------------------|-------------------|------------|-------------|-------|
| | | 78 | 94 | 114 | 46 | 54 |
| HEIGHT in cm | 60 | BDL BDR BXP | BXP | BXP | WGT | |
| | 75 | BDL BDR BXP | BDL BDR BXP | | WGI/C | |
| 98 | 98 | BDL BDR | BDL BDR | BDL BDR | WGT WGI | |
| | 98 | | | | | WLI/C |

Flat Roof Windows

| | | WIDTH in cm | | | | | |
|--------------|-----|-------------|-----|-----|-----|-----|-----|
| | | 55 | 66 | 78 | 94 | 114 | 134 |
| HEIGHT in cm | 78 | EFW | | | | | |
| | 98 | EFW | EFW | EFW | | | EFW |
| 118 | 118 | | EFW | EFW | EFW | EFW | |
| | 140 | | | EFW | EFW | EFW | |

FAKRO Light Tunnels

FAKRO Light Tunnels are available with either flexible or rigid ducting. Either product may also be purchased with an abutment accessory for fitting on flat roofs.

| SLT | SRT | SF | SR | SFF/SFR |
|--------|--------|--------|--------|---------|
| 35/200 | 25/200 | 35/200 | 35/200 | 35/200 |
| 55/200 | 35/200 | 55/200 | 55/200 | 55/200 |

Conservation Roof Windows

FAKRO supplies the widest range of products and sizes in conservation style. See each section in the price list for full details.



NOTE: THE SIZES NOT STATED IN THE PRICE LIST AVAILABLE TO INDIVIDUAL ORDERS. PRICES ON REQUEST.

* NON-OPENING WINDOWS. PRICES ON REQUEST
 ** PTP-V P2, PTP P2 RECOMMENDED FOR THE ROOFS WITH PITCH FROM 25 DEGREE
 *** AVAILABLE TO INDIVIDUAL ORDERS. PRICES ON REQUEST



FAKRO®

Fakro GB Ltd
Fakro House
Astron Business Park
Hearthcote Road
Swadlincote DE11 9DW
telephone : 01283 554755 fax : 01283 224545
www.fakro.co.uk e-mail: sales@fakrogb.com

FAKRO RESERVES THE RIGHT TO CHANGE SPECIFICATIONS AND TECHNICAL PARAMETERS OF PRODUCTS WITHOUT PRIOR NOTICE.