

Tile Ventilator Range - Mini Castellated

CODE **GTV-MC**

Description

The small format mini castellated tile ventilator is designed to provide a quick and simple solution to the problems of roofspace ventilation and mechanical extraction / soil stack termination through a roof covered with a 15"x9" format tile.

The in-line profile helps to maintain an unbroken appearance to the roofline at high or low level. Designed to suit the leading tile makes, it is available in a range of colours with a moulded textured finish.

The tortured path through the internal weathering geometry is designed to maintain a constant airflow gap of 5,000 mm² whilst channelling any water ingress out of the vent and on to the roof covering below, with the 4mm louvred grill in place to prevent the entry of debris and large nesting insects.

Available in a range of four colours to suit the different designs of concrete 15" x 9" format tiles from the major UK tile manufacturers.

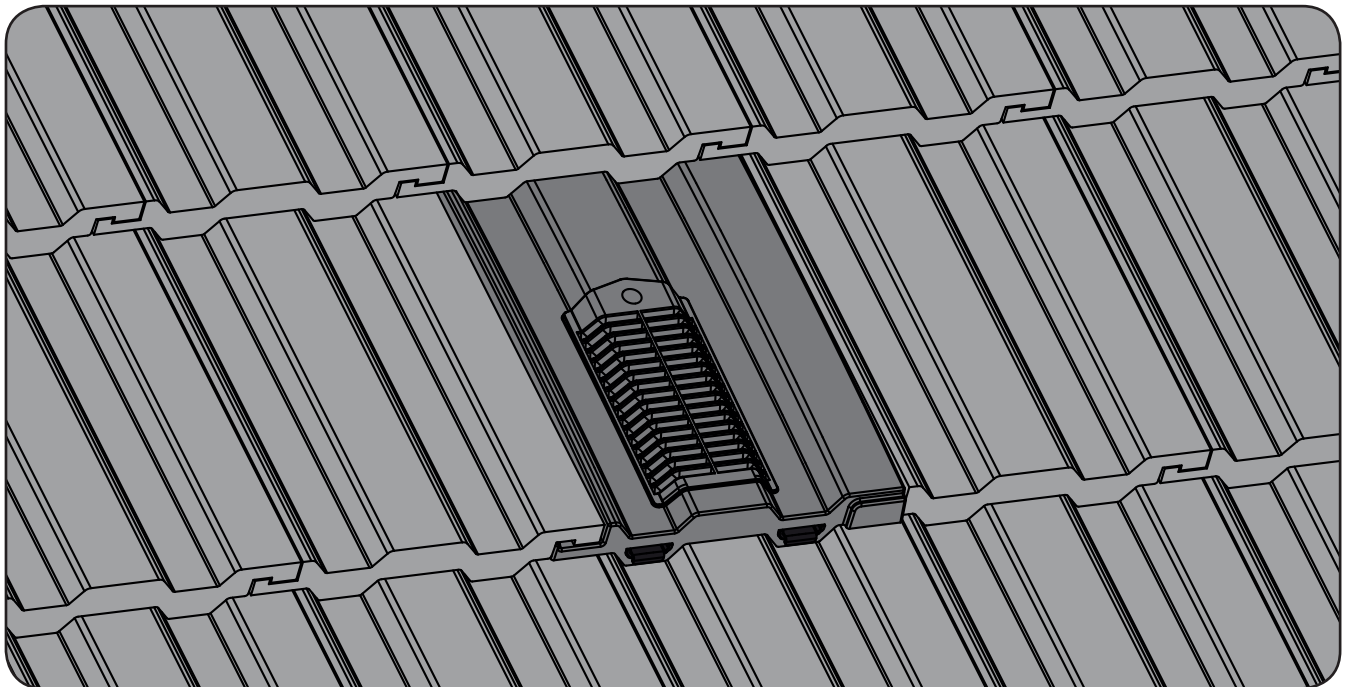
When using the vent for mechanical extraction or soil stack / vent pipe termination; the 4" diameter outlet on the base will connect directly onto one of the GRPA Flexible Pipe range.

For more detailed fitting instructions see MBP-1017.

Weight	0.75kg
Box Qty	6 (4.82kg per box)
Materials - Top Base	PVC Polypropylene
Colours	Terracotta, Grey, Brown & Antique Red
Manufacturing	Injection Moulded
Free Airflow	5,000 mm ² per unit

Features

- In-line and discreet low profile design.
- 4mm louvred flyscreen grill.
- No batten cutting required.
- Range of colours available.
- Suitable for 15" x 9" low profile interlocking tiles.
- Profiles suit all top tile manufacturers.
- Fully independently wind tunnel tested.
- Base outlet feeds directly into roof space.
- 4" outlet connection for mechanical extraction.
- Suitable for use down to a 17.5° roof pitch.



MANTHORPE BUILDING PRODUCTS LTD
 MANTHORPE HOUSE
 BRITAIN DRIVE
 CODNOR GATE BUSINESS PARK
 RIPLEY
 DERBYSHIRE DE5 3ND

TEL: 01773 303 000
 FAX: 01773 303 300
 EMAIL: customercare@manthorpebp.co.uk
 WEB: www.manthorpebp.co.uk

DRN B.H. Date 20.06.19

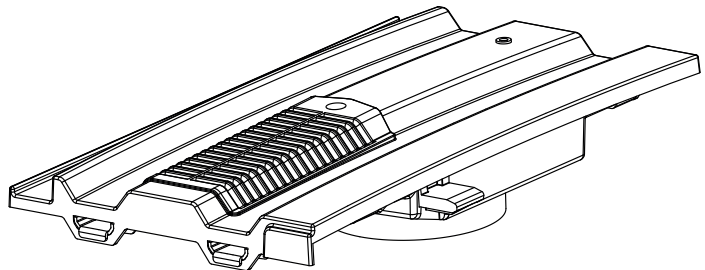
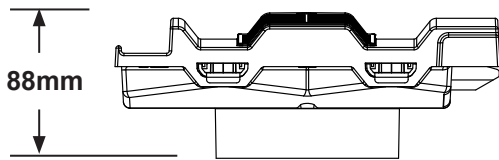
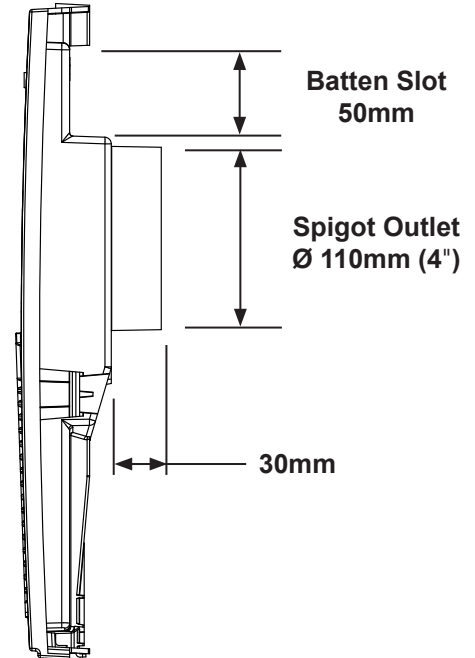
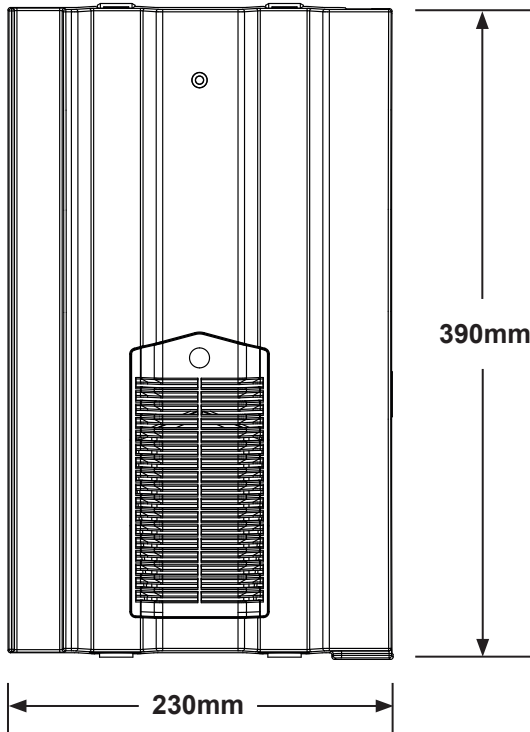
The company maintains a policy of continuous development of its product range and reserves the right to amend the specification without notice.

DRG No
MBP 8307

Issue
B
 1 of 2

Tile Ventilator Range - Mini Castellated

CODE **GTV-MC**



Required Ventilation	Vent Spacing
5,000 mm ² /m	Install at 1.0m centres
10,000 mm ² /m	Install at 0.5m centres
25,000 mm ² /m	Install at 0.2m centres

Tile Compatibility
Marley Ludlow Plus
Redland 49
Sandtoft Standard Pattern
Forticrete V2

References
BSI: BS 5250:2011 Control of Condensation in Building
BSI: BS 5534:2003 Code of Practice for Slate and Tiling
BSI: BS 490:2004 Concrete tiles and fittings for roof covering
BRE: prEN 15601
Building Regulations 2010
NHBC: Good Craftmanship Guides

Installation Overview
The vent is laid in a straight bond format, taking the place of single tile with no need to cut the tiling battens.
The vent should not be installed on a roof pitch below 17.5 degrees.

MANTHORPE BUILDING PRODUCTS LTD
 MANTHORPE HOUSE
 BRITAIN DRIVE
 CODNOR GATE BUSINESS PARK
 RIPLEY
 DERBYSHIRE DE5 3ND

TEL: 01773 303 000
 FAX: 01773 303 300
 EMAIL:
 customercare@manthorpebp.co.uk
 WEB
 www.manthorpebp.co.uk

DRN B.H. Date 20.06.19
 The company maintains a policy of continuous development of its product range and reserves the right to amend the specification without notice.

DRG No
MBP 8307

Issue
B
 2 of 2