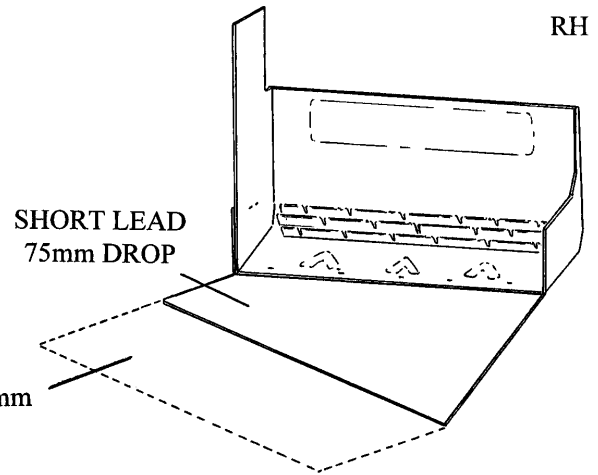
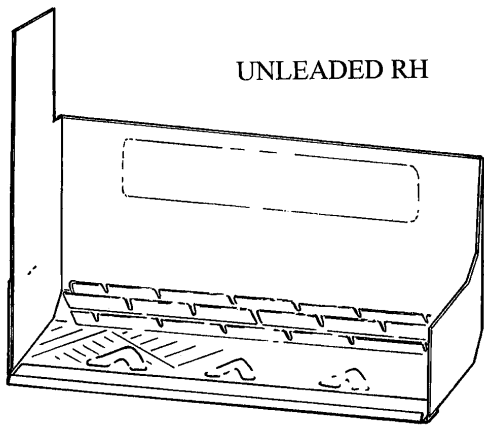


Block / Stonework Catchment Tray

CODE GW293 BS RH/LH



LONG LEAD 75mm DROP + 150mm
TO DRESS OVER TILES

Description:

The GW293 BS Catchment Tray is suitable for larger coursing heights typically 150mm, 225mm in either stonework or blockwork. This tray is located at the lowest point of the abutment.

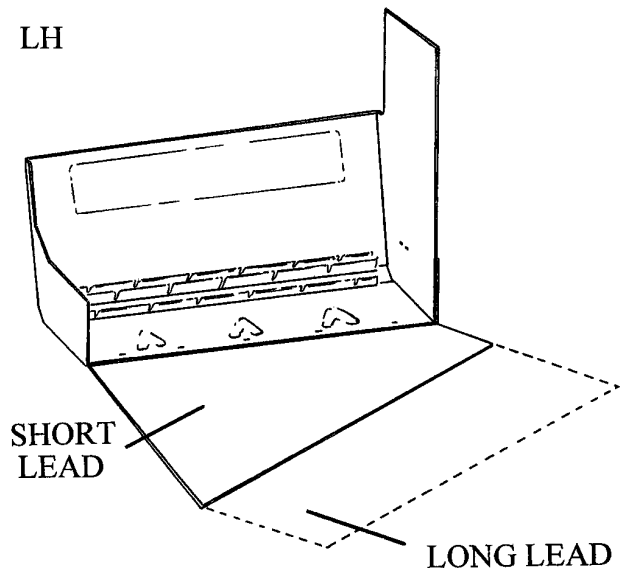
Upstands at both ends of the tray ensure that the water, which runs down from the trays above, is collected and safely diverted out of the wall.

The flexible perpend protector attached to the tray prevents driving rain from penetrating the outer wall and tracking across the masonry.

A G950 Weep Vent must be used in conjunction with this tray to drain the collected water away. The tray has a unique front mortar clip that can be removed at any time once the mortar has set leaving a 25mm deep aperture into which the lead is inserted and secured with lead wedges.

The GW293 BS Catchment Tray can be supplied with short or long lead stapled and sealed to the tray in either code 4 or code 5 (special order) lead.

Note: - When ordering trays please state handing of the tray, roof pitch and whether short or long lead is required.



MANTHORPE BUILDING PRODUCTS LTD
MANTHORPE HOUSE
BRITAIN DRIVE
CODNOR GATE BUSINESS PARK
RIPLEY
DERBYSHIRE DE5 3ND

TEL: 01773 303 000
FAX: 01773 303 300
EMAIL:
customer@manthorpebp.co.uk
WEB:
www.manthorpebp.co.uk

DRN M.L.W.O

Date 25.07.19

DRG No

Issue

The company maintains a policy of continuous development of its product range and reserves the right to amend the specification without notice.

MBP 8134

B