
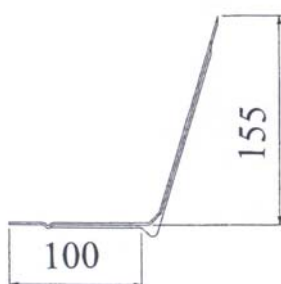

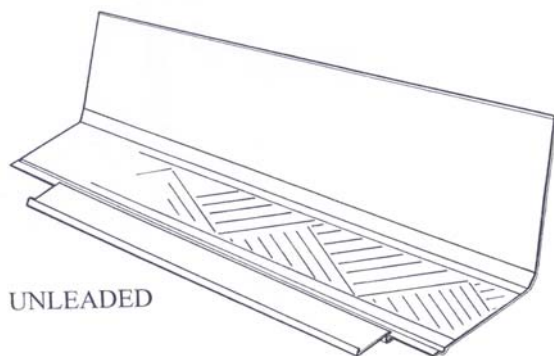


Apex Tray

CODE **GW290**



Description:

The GW290 Apex Tray is the last tray to be fitted and goes at the top of the abutment. It has no up stands at either end and allows the water to be evenly dispersed down either side of the abutment.

The tray has a unique front mortar clip that can be removed at any time once the mortar has set leaving a 25mm deep aperture into which the lead is inserted and secured with lead wedges.

The GW290 Apex Tray can be supplied unleaded or with lead stapled and sealed to the tray in either code 4 or code 5 (special order).

COLOURS	Black
PACKING DETAILS	Packed in 25's in cardboard box (Unleaded).
WEIGHT	9.6kg per pack
MATERIAL	Polypropylene
MANUFACTURING PROCESS	Injection Moulded
SUITABLE FOR CLEAR CAVITY WIDTHS	50mm to 100mm
SUITABLE FOR PITCHES	17.5 to 50 degrees (75mm Coursing)
BED SIZE	102.5mm

References:

BRE	:	Building Elements Walls, Windows, Doors
BRE	:	DIGEST 262
BSI	:	BS5628
BSI	:	BS8000 Part 3
BSI	:	BS8215
NHBC	:	Standards 6.1

MANTHORPE BUILDING PRODUCTS LTD
MANTHORPE HOUSE
BRITAIN DRIVE
CODNOR GATE BUSINESS PARK
RIPLEY
DERBYSHIRE DE5 3ND

TEL: 01773 303 000
FAX: 01773 303 300
EMAIL:
customer@manthorpebp.co.uk
WEB:
www.manthorpebp.co.uk

DRN M.L.W.O Date 20.06.19
The company maintains a policy of continuous development of its product range and reserves the right to amend the specification without notice.

DRG No
MBP 8031
Issue
B